

5-103946-9 ✓ ACTIVE

AMPMODU | AMPMODU MTE


TE Internal #: 5-103946-9

Connector Assembly, Plug, Wire-to-Board, 10 Position, .1 in [2.54 mm] Centerline, Crimp / Insulation Displacement (IDC), 1 Row, Black, AMPMODU MTE

[View on TE.com >](#)



Connectors > PCB Connectors > Wire-to-Board Connectors > Wire-to-Board Connector Assemblies & Housings



Connector Product Type: **Connector Assembly**

Connector & Housing Type: **Plug**

Connector System: **Wire-to-Board**

Number of Positions: **10**

Centerline (Pitch): **2.54 mm [ .1 in ]**

## Features

### Product Type Features

Connector Product Type	Connector Assembly
Connector & Housing Type	Plug
Connector System	Wire-to-Board
Sealable	No
Connector & Contact Terminates To	Wire & Cable

### Configuration Features

Number of Positions	10
Number of Rows	1

### Electrical Characteristics

Termination Resistance	15 mΩ
Insulation Resistance	5000 MΩ
Dielectric Withstanding Voltage (Max)	600 V
Operating Voltage	267 V

### Body Features

Primary Product Color	Black
-----------------------	-------

### Contact Features

Contact Layout	Inline
Contact Type	Pin



PCB Contact Termination Area Plating Material	Tin
Contact Base Material	Phosphor Bronze
Contact Current Rating (Max)	3 A

#### Termination Features

Termination Method to Wire & Cable	Crimp, Insulation Displacement (IDC)
------------------------------------	--------------------------------------

#### Mechanical Attachment

Strain Relief	With
Panel Mount Feature	Without
PCB Mount Retention	Without
Mating Retention Type	Latch
Mating Retention	With
Connector Mounting Type	Cable Mount (Free-Hanging)

#### Housing Features

Housing Material	Thermoplastic
Centerline (Pitch)	2.54 mm[.1 in]

#### Dimensions

Connector Length	5.56 mm[2.19 in]
Connector Height	.66 mm[.26 in]
Wire Size	.12 – .4 mm <sup>2</sup>
Row-to-Row Spacing	2.54 mm[.1 in]

#### Usage Conditions

Operating Temperature Range	-65 – 105 °C[-85 – 221 °F]
-----------------------------	----------------------------

#### Operation/Application

Circuit Application	Signal
---------------------	--------

#### Industry Standards

Glow Wire Rating	Standard Part - Not Glow Wire
Approved Standards	CSA LR7189, UL E28476
UL Flammability Rating	UL 94V-0

#### Packaging Features

Packaging Quantity	2
Packaging Method	Tube

## Other

Discrete Wire Connector Comment

Maximum insulation diameter is 1.14 [.045] for Pneumatic Terminators., Ribbon Cable Notched handles 22-28 AWG

## Product Compliance

[For compliance documentation, visit the product page on TE.com>](#)

EU RoHS Directive 2011/65/EU

Compliant

EU ELV Directive 2000/53/EC

Compliant

China RoHS 2 Directive MIIT Order No 32, 2016

No Restricted Materials Above Threshold

EU REACH Regulation (EC) No. 1907/2006

Current ECHA Candidate List: JUNE 2023 (235)  
Candidate List Declared Against: JUNE 2023 (235)  
Does not contain REACH SVHC

Halogen Content

Low Halogen - Br, Cl, F, I < 900 ppm per homogenous material. Also BFR/CFR/PVC Free

Solder Process Capability

Not applicable for solder process capability

### Product Compliance Disclaimer

This information is provided based on reasonable inquiry of our suppliers and represents our current actual knowledge based on the information they provided. This information is subject to change. The part numbers that TE has identified as EU RoHS compliant have a maximum concentration of 0.1% by weight in homogenous materials for lead, hexavalent chromium, mercury, PBB, PBDE, DBP, BBP, DEHP, DIBP, and 0.01% for cadmium, or qualify for an exemption to these limits as defined in the Annexes of Directive 2011/65/EU (RoHS2). Finished electrical and electronic equipment products will be CE marked as required by Directive 2011/65/EU. Components may not be CE marked. Additionally, the part numbers that TE has identified as EU ELV compliant have a maximum concentration of 0.1% by weight in homogenous materials for lead, hexavalent chromium, and mercury, and 0.01% for cadmium, or qualify for an exemption to these limits as defined in the Annexes of Directive 2000/53/EC (ELV). Regarding the REACH Regulation, the information TE provides on SVHC in articles for this part number is based on the latest European Chemicals Agency (ECHA) 'Guidance on requirements for substances in articles' posted at this URL: <https://echa.europa.eu/guidance-documents/guidance-on-reach>

## Compatible Parts



TE Part # 58074-1  
MTA 50/100/156 MANUAL TOOL  
FRAME



TE Part # 58336-1  
HEAD (IDC) MODU MTE W/O TL




TE Part # 843477-1  
TOOL, EXTRACTION RESET

## Also in the Series | AMPMODU MTE



Connector Caps & Covers(40)




Insertion & Extraction Tools(1)




PCB Headers & Receptacles(763)




Ribbon Connector Accessories(1)



Standard Rectangular Connectors(2)



Wire-to-Board Connector Assemblies & Housings(585)



Wire-to-Board Connector Contacts(32)

## Customers Also Bought



TE Part #2-487406-2  
FFC,RCPT CONTACT,STD PRESSURE



TE Part #3-644456-8  
Polyester Vertical PCB Header: 2.54 mm, Breakaway, MTA 100



TE Part #88117-9  
FFC PIN CONT 15AU RL




TE Part #6-520415-6  
TRIOMATE ASSY V 16P L=2.794



TE Part #6-534237-0  
12 MODII VRT SR CE 100/115



TE Part #826942-4  
4P MOD2 STIFT LEI



TE Part #826942-6  
6P MOD2 STIFT LEI



TE Part #1-2176339-2  
CRGCQ 0603 82R 1%



TE Part #485893-6  
008 HOUSING FFC PIN 100CL SR



## Documents

### Product Drawings

[2X10 MTE SHRD PIN SR POL .100](#)

English

---

### CAD Files

Customer View Model

[ENG\\_CVM\\_5-103946-9\\_K.3d\\_igs.zip](#)

English

Customer View Model

[ENG\\_CVM\\_5-103946-9\\_K.3d\\_stp.zip](#)

English

Customer View Model

[ENG\\_CVM\\_5-103946-9\\_K.2d\\_dxf.zip](#)

English

[3D PDF](#)

English

By downloading the CAD file I accept and agree to the [Terms and Conditions](#) of use.

---

### Datasheets & Catalog Pages

[AMP MODU MTE Section of Catalog 1307819](#)

English

[AMPMODU\\_INTERCONNECTION\\_SYSTEM\\_SECTION5\\_CONT](#)

English

[AMPMODU MTE INTERCONNECT SYSTEM](#)

English

---

### Product Specifications

[Application Specification](#)

English