

5-103946-3 ✓ ACTIVE

AMPMODU | AMPMODU MTE

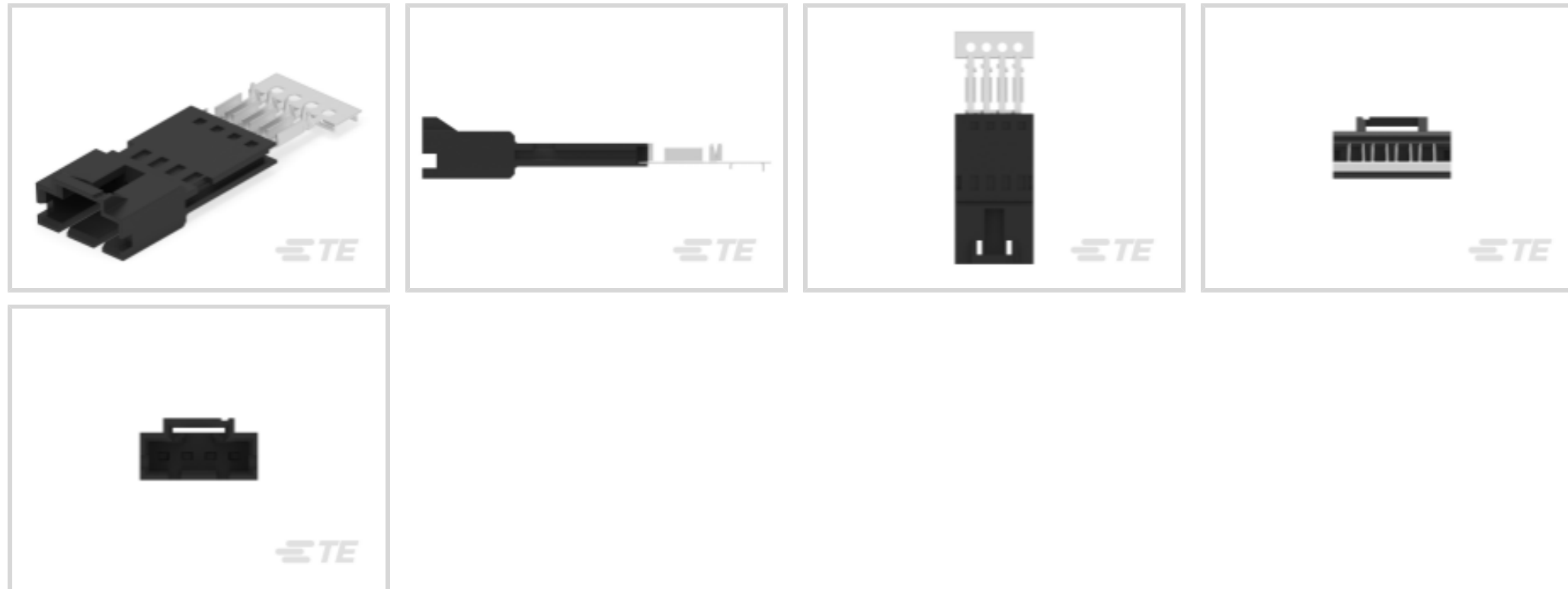
TE Internal #: 5-103946-3

Connector Assembly, Plug, Wire-to-Board, 4 Position, .1 in [2.54 mm] Centerline, Crimp / Insulation Displacement (IDC), 1 Row, Black, AMPMODU MTE

[View on TE.com >](#)



Connectors > PCB Connectors > Wire-to-Board Connectors > Wire-to-Board Connector Assemblies & Housings



Connector Product Type: **Connector Assembly**

Connector & Housing Type: **Plug**

Connector System: **Wire-to-Board**

Number of Positions: **4**

Centerline (Pitch): **2.54 mm [.1 in]**

Features

Product Type Features

| | |
|-----------------------------------|--------------------|
| Connector Product Type | Connector Assembly |
| Connector & Housing Type | Plug |
| Connector System | Wire-to-Board |
| Sealable | No |
| Connector & Contact Terminates To | Wire & Cable |

Configuration Features

| | |
|---------------------|---|
| Number of Positions | 4 |
| Number of Rows | 1 |

Electrical Characteristics

| | |
|---------------------------------------|---------|
| Termination Resistance | 15 mΩ |
| Insulation Resistance | 5000 MΩ |
| Dielectric Withstanding Voltage (Max) | 600 V |
| Operating Voltage | 267 V |

Body Features



| | |
|-----------------------|-------|
| Primary Product Color | Black |
|-----------------------|-------|

Contact Features

| | |
|----------------|--------|
| Contact Layout | Inline |
|----------------|--------|

| | |
|--------------|-----|
| Contact Type | Pin |
|--------------|-----|

| | |
|---|-----|
| PCB Contact Termination Area Plating Material | Tin |
|---|-----|

| | |
|-----------------------|-----------------|
| Contact Base Material | Phosphor Bronze |
|-----------------------|-----------------|

| | |
|------------------------------|-----|
| Contact Current Rating (Max) | 3 A |
|------------------------------|-----|

Termination Features

| | |
|------------------------------------|--------------------------------------|
| Termination Method to Wire & Cable | Crimp, Insulation Displacement (IDC) |
|------------------------------------|--------------------------------------|

Mechanical Attachment

| | |
|---------------|------|
| Strain Relief | With |
|---------------|------|

| | |
|---------------------|---------|
| Panel Mount Feature | Without |
|---------------------|---------|

| | |
|---------------------|---------|
| PCB Mount Retention | Without |
|---------------------|---------|

| | |
|-----------------------|-------|
| Mating Retention Type | Latch |
|-----------------------|-------|

| | |
|------------------|------|
| Mating Retention | With |
|------------------|------|

| | |
|-------------------------|----------------------------|
| Connector Mounting Type | Cable Mount (Free-Hanging) |
|-------------------------|----------------------------|

Housing Features

| | |
|------------------|---------------|
| Housing Material | Thermoplastic |
|------------------|---------------|

| | |
|--------------------|----------------|
| Centerline (Pitch) | 2.54 mm[.1 in] |
|--------------------|----------------|

Dimensions

| | |
|------------------|------------------|
| Connector Length | 5.03 mm[1.98 in] |
|------------------|------------------|

| | |
|------------------|----------------|
| Connector Height | .66 mm[.26 in] |
|------------------|----------------|

| | |
|-----------|--------------------------|
| Wire Size | .12 – .4 mm ² |
|-----------|--------------------------|

| | |
|--------------------|----------------|
| Row-to-Row Spacing | 2.54 mm[.1 in] |
|--------------------|----------------|

Usage Conditions

| | |
|-----------------------------|----------------------------|
| Operating Temperature Range | -65 – 105 °C[-85 – 221 °F] |
|-----------------------------|----------------------------|

Operation/Application

| | |
|---------------------|--------|
| Circuit Application | Signal |
|---------------------|--------|

Industry Standards

| | |
|------------------|-------------------------------|
| Glow Wire Rating | Standard Part - Not Glow Wire |
|------------------|-------------------------------|

| | |
|--------------------|-----------------------|
| Approved Standards | CSA LR7189, UL E28476 |
|--------------------|-----------------------|



| | |
|------------------------|----------|
| UL Flammability Rating | UL 94V-0 |
|------------------------|----------|

Packaging Features

| | |
|--------------------|------|
| Packaging Quantity | 4 |
| Packaging Method | Tube |

Other

| | |
|---------------------------------|---|
| Discrete Wire Connector Comment | Maximum insulation diameter is 1.14 [.045] for Pneumatic Terminators., Ribbon Cable Notched handles 22-28 AWG |
|---------------------------------|---|

Product Compliance

[For compliance documentation, visit the product page on TE.com>](#)

| | |
|---|---|
| EU RoHS Directive 2011/65/EU | Compliant |
| EU ELV Directive 2000/53/EC | Compliant |
| China RoHS 2 Directive MIIT Order No 32, 2016 | No Restricted Materials Above Threshold |
| EU REACH Regulation (EC) No. 1907/2006 | Current ECHA Candidate List: JUNE 2023 (235) Candidate List Declared Against: JUNE 2023 (235) Does not contain REACH SVHC |
| Halogen Content | Not Low Halogen - contains Br or Cl > 900 ppm. |
| Solder Process Capability | Not applicable for solder process capability |

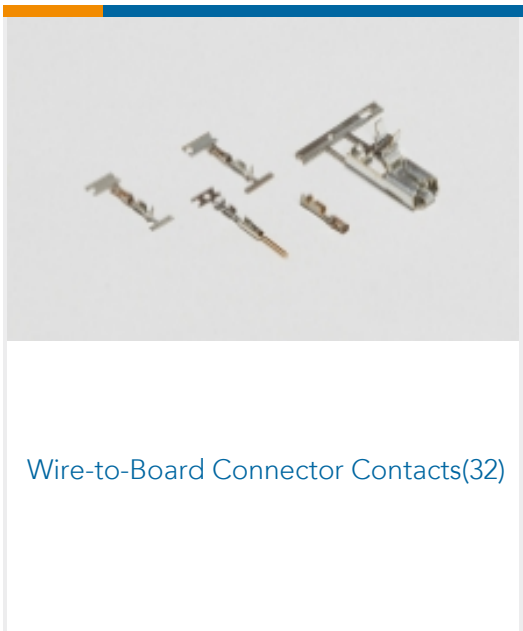
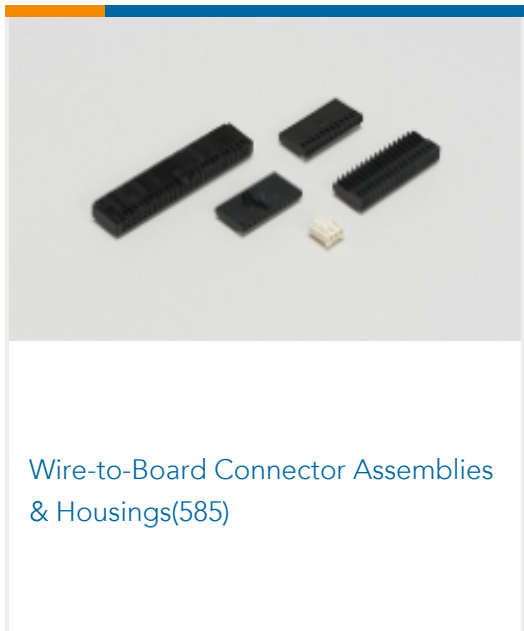


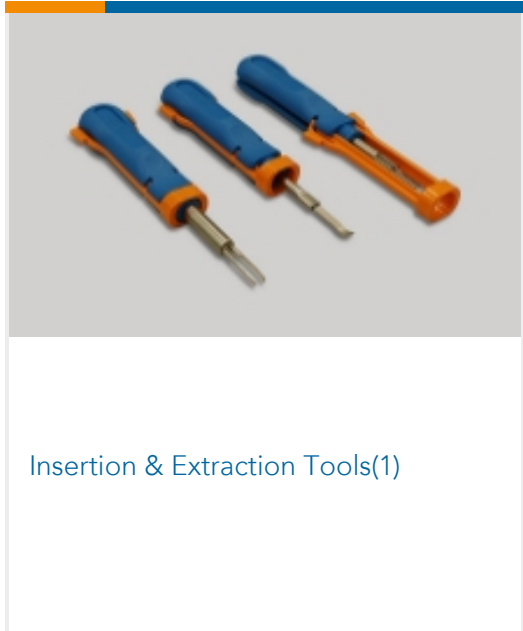
Product Compliance Disclaimer

This information is provided based on reasonable inquiry of our suppliers and represents our current actual knowledge based on the information they provided. This information is subject to change. The part numbers that TE has identified as EU RoHS compliant have a maximum concentration of 0.1% by weight in homogenous materials for lead, hexavalent chromium, mercury, PBB, PBDE, DBP, BBP, DEHP, DIBP, and 0.01% for cadmium, or qualify for an exemption to these limits as defined in the Annexes of Directive 2011/65/EU (RoHS2). Finished electrical and electronic equipment products will be CE marked as required by Directive 2011/65/EU. Components may not be CE marked. Additionally, the part numbers that TE has identified as EU ELV compliant have a maximum concentration of 0.1% by weight in homogenous materials for lead, hexavalent chromium, and mercury, and 0.01% for cadmium, or qualify for an exemption to these limits as defined in the Annexes of Directive 2000/53/EC (ELV). Regarding the REACH Regulation, the information TE provides on SVHC in articles for this part number is based on the latest European Chemicals Agency (ECHA) 'Guidance on requirements for substances in articles' posted at this URL: <https://echa.europa.eu/guidance-documents/guidance-on-reach>


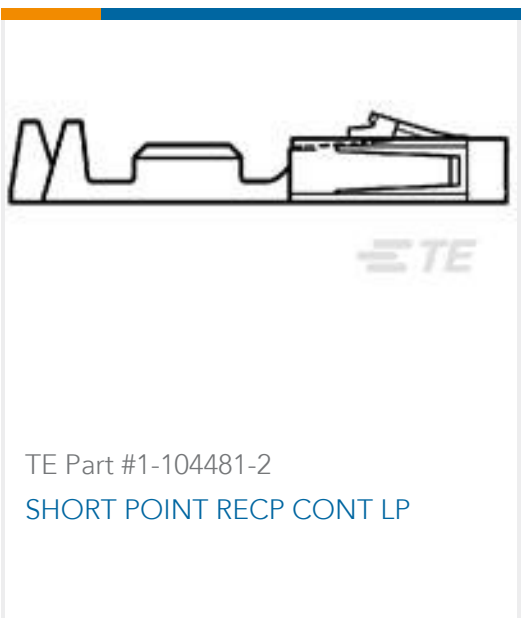
Compatible Parts



Also in the Series | **AMPMODU MTE**



Customers Also Bought





Documents

Product Drawings

[4X4 MTE SHRD PIN SR POL .100CL](#)

English

CAD Files

Customer View Model

[ENG_CVM_5-103946-3_K.3d_igs.zip](#)

English

Customer View Model

[ENG_CVM_5-103946-3_K.3d_stp.zip](#)

English

Customer View Model

[ENG_CVM_5-103946-3_K.2d_dxf.zip](#)

English

[3D PDF](#)

English

By downloading the CAD file I accept and agree to the [Terms and Conditions](#) of use.

Datasheets & Catalog Pages

[AMP MODU MTE Section of Catalog 1307819](#)

English

[AMPMODU_INTERCONNECTION_SYSTEM_SECTION5_CONT](#)

English

[AMPMODU MTE INTERCONNECT SYSTEM](#)

English

Product Specifications

[Application Specification](#)

English