



Connectors > D-Shaped Connectors > D-Sub Connectors > Box Mount D-Sub Connectors



Connector & Housing Type: **Receptacle**
Round Termination Post & Tail Diameter: **.76 mm [.03 in]**
Connector System: **Cable-to-Board**
Number of Positions: **9**
Power/Signal/Coax Combination: **No**

Features

Product Type Features

Connector & Housing Type	Receptacle
Connector System	Cable-to-Board
Connector Shell Size	1
Sealable	No
Connector & Contact Terminates To	Printed Circuit Board

Configuration Features

PCB Mount Orientation	Vertical
Number of Positions	9
Power/Signal/Coax Combination	No

Body Features

Rear Shell Material	Steel
Rear Shell Plating Material	Cadmium
Front Shell Plating Material	Cadmium
Front Shell Material	Steel
D-Sub Connector Insert Arrangement	MS18273-1

Contact Features

	10 μin
Contact Mating Area Plating Material	Gold



PCB Contact Termination Area Plating Material	Gold
Contact Base Material	Brass
Contact Type	Socket
Contact Size	Size 20
Contact Current Rating (Max)	5 A

Termination Features

Termination Post & Tail Length	3.95 mm[.156 in]
Round Termination Post & Tail Diameter	.76 mm[.03 in]

Mechanical Attachment

Mounting Hole Diameter	3.05 mm[.12 in]
Mating Alignment	Without

Housing Features

Centerline (Pitch)	2.77 mm[.109 in]
--------------------	------------------

Usage Conditions

Operating Temperature Range	-55 – 125 °C[-67 – 257 °F]
-----------------------------	----------------------------

Operation/Application

Circuit Application	Signal
---------------------	--------

Packaging Features

Packaging Method	Package
------------------	---------

Other

D-Shaped Connectors Comment	Solder dip per MIL-STD-2000 to a distance .020 [0.51] max. from insert assembly.
-----------------------------	--

Product Compliance

For compliance documentation, visit the product page on TE.com>

EU RoHS Directive 2011/65/EU	Not Compliant
EU ELV Directive 2000/53/EC	Not Compliant
China RoHS 2 Directive MIIT Order No 32, 2016	Restricted Materials Above Threshold
EU REACH Regulation (EC) No. 1907/2006	Current ECHA Candidate List: JUNE 2023 (235) Candidate List Declared Against: JUN 2020 (209) SVHC > Threshold: Cd (3.08%) <small>Article Safe Usage Statements:</small>




Use personal protective equipment as required. Do not eat, drink or smoke when using this product. Recycle if possible and dispose of the article by following all applicable governmental regulations relevant to your geographic location.

Halogen Content	Not Yet Reviewed for halogen content
Solder Process Capability	Wave solder capable to 265°C


Product Compliance Disclaimer

This information is provided based on reasonable inquiry of our suppliers and represents our current actual knowledge based on the information they provided. This information is subject to change. The part numbers that TE has identified as EU RoHS compliant have a maximum concentration of 0.1% by weight in homogenous materials for lead, hexavalent chromium, mercury, PBB, PBDE, DBP, BBP, DEHP, DIBP, and 0.01% for cadmium, or qualify for an exemption to these limits as defined in the Annexes of Directive 2011/65/EU (RoHS2). Finished electrical and electronic equipment products will be CE marked as required by Directive 2011/65/EU. Components may not be CE marked. Additionally, the part numbers that TE has identified as EU ELV compliant have a maximum concentration of 0.1% by weight in homogenous materials for lead, hexavalent chromium, and mercury, and 0.01% for cadmium, or qualify for an exemption to these limits as defined in the Annexes of Directive 2000/53/EC (ELV). Regarding the REACH Regulation, the information TE provides on SVHC in articles for this part number is based on the latest European Chemicals Agency (ECHA) 'Guidance on requirements for substances in articles' posted at this URL: <https://echa.europa.eu/guidance-documents/guidance-on-reach>

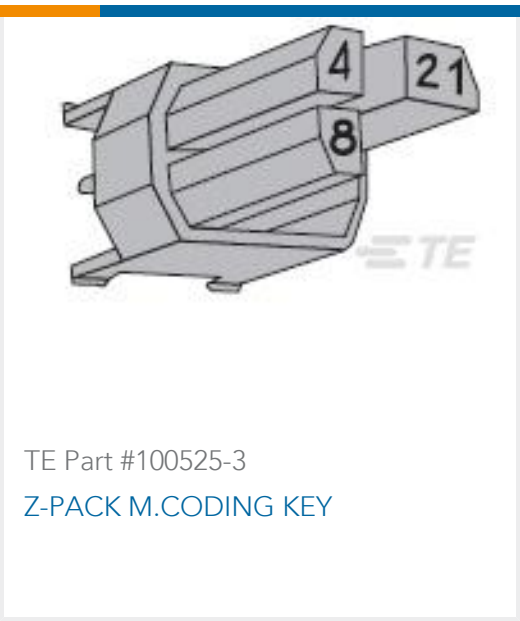
Customers Also Bought




TE Part #T4032014031-000
M8.MLE.PNLFRONT.3POS.STR




TE Part #2201778-1
MICRO SD PUSH PUSH LOW PROFILE TYPE




TE Part #100525-3
Z-PACK M.CODING KEY



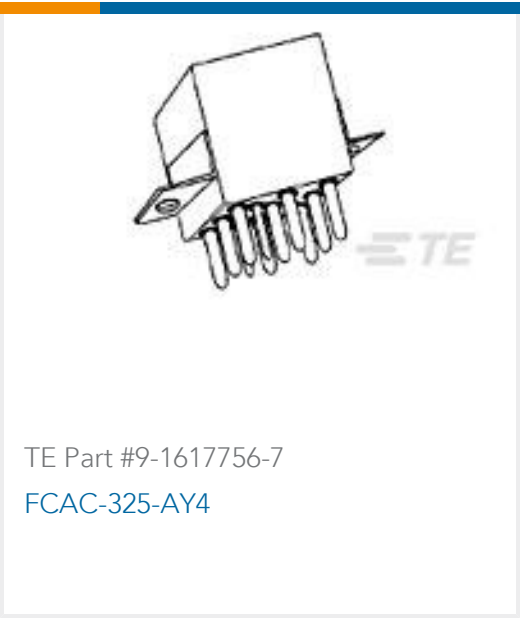
TE Part #5205820-2
WASHER,FLAT #4,PLATED




TE Part #YDTS26W25-29PNV001
PLUG ASSY



TE Part #AAF7096-00
BTH3-25-19-1-C-SE



TE Part #9-1617756-7
FCAC-325-AY4



TE Part #106740-4
160P.IEC-C.M.CONN.

Documents

Product Drawings
AMPLIMITE,RCPT ASY,POSTD,109,1
English

CAD Files
3D PDF
3D
Customer View Model
ENG_CVM_CVM_443975-6_F.2d_dxf.zip



English

Customer View Model

[ENG_CVM_CVM_443975-6_F.3d_igs.zip](#)

English

Customer View Model

[ENG_CVM_CVM_443975-6_F.3d_stp.zip](#)

English

[3D PDF](#)

English

Customer View Model

[ENG_CVM_443975-6_C.2d_dxf.zip](#)

English

Customer View Model

[ENG_CVM_443975-6_C.3d_igs.zip](#)

English

Customer View Model

[ENG_CVM_443975-6_C.3d_stp.zip](#)

English

By downloading the CAD file I accept and agree to the [Terms and Conditions](#) of use.

Agency Approvals

[UL Report](#)

English