

42800-1 ✓ ACTIVE

FASTON | FASTON 187

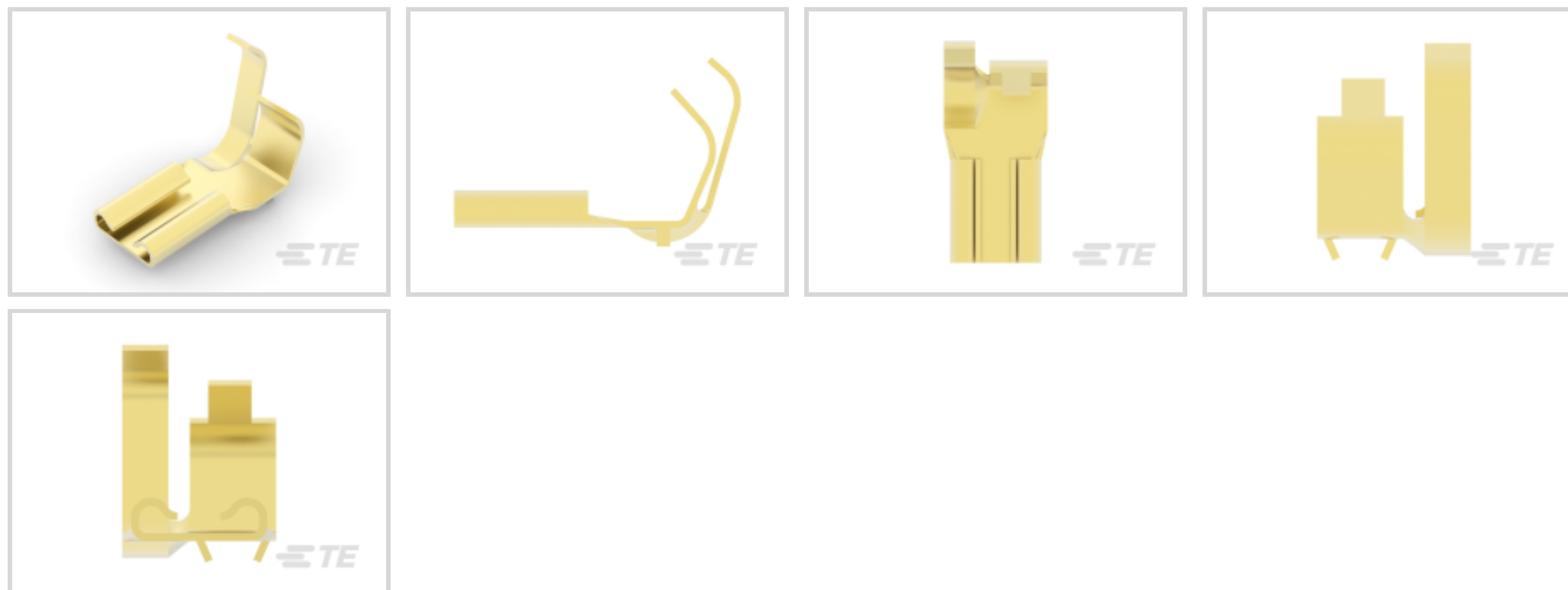
TE Internal #: 42800-1

Quick Disconnects, Receptacle, 20 – 16 AWG Wire Size, .51 – 1.31 mm² Wire Size, Mating Tab Width 4.75 mm [.187 in], Straight, Brass, FASTON 187

[View on TE.com >](#)



Terminals & Splices > Quick Disconnects



Quick Disconnect Terminal Type: **Receptacle**

Wire Size: .51 – 1.31 mm²

Mating Tab Width: 4.75 mm [.187 in]

Mating Tab Thickness: .51 mm [.02 in]

Features

Product Type Features

| | |
|-----------------|--------|
| Insertion Force | Normal |
|-----------------|--------|

Configuration Features

| | |
|---------------------|--------|
| Connection Capacity | Single |
|---------------------|--------|

| | |
|-----------------------------------|---------------|
| Compatible With Wire & Cable Type | Discrete Wire |
|-----------------------------------|---------------|

Contact Features

| | |
|--------------------------------|------------|
| Quick Disconnect Terminal Type | Receptacle |
|--------------------------------|------------|

| | |
|------------------|-------------------|
| Mating Tab Width | 4.75 mm [.187 in] |
|------------------|-------------------|

| | |
|----------------------|-----------------|
| Mating Tab Thickness | .51 mm [.02 in] |
|----------------------|-----------------|

| | |
|----------------------|----------|
| Terminal Orientation | Straight |
|----------------------|----------|

| | |
|-----------------------|-------|
| Contact Base Material | Brass |
|-----------------------|-------|

| | |
|---------------------------|----------|
| Terminal Plating Material | Unplated |
|---------------------------|----------|

| | |
|------------|---------|
| Crimp Type | Tab-Lok |
|------------|---------|

| | |
|-------------|------|
| Barrel Type | Open |
|-------------|------|

Termination Features



| | |
|-----------------------|--------------|
| Product Terminates To | Wire & Cable |
|-----------------------|--------------|

Mechanical Attachment

| | |
|-------------------------|---------|
| | .035 in |
| Wire Insulation Support | With |
| Mating Retention Type | Dimple |

Dimensions

| | |
|--------------------------------------|------------------------------|
| Terminal Material Thickness | .3 mm[.012 in] |
| Product Length | 13.46 mm[.53 in] |
| Compatible Insulation Diameter Range | 2.79 – 4.32 mm[.11 – .17 in] |
| Wire Size | .51 – 1.31 mm ² |

Usage Conditions

| | |
|-----------------------------|----------------------------|
| Insulation Option | Uninsulated |
| Operating Temperature Range | -40 – 110 °C[-40 – 230 °F] |

Industry Standards

| | |
|-----------------|---------|
| Agency/Standard | CSA, UL |
|-----------------|---------|

Packaging Features

| | |
|--------------------|------------|
| Packaging Quantity | 6000 |
| Packaging Method | Strip/Reel |

Product Compliance

[For compliance documentation, visit the product page on TE.com>](#)

| | |
|---|---|
| EU RoHS Directive 2011/65/EU | Compliant |
| EU ELV Directive 2000/53/EC | Compliant |
| China RoHS 2 Directive MIIT Order No 32, 2016 | No Restricted Materials Above Threshold |
| EU REACH Regulation (EC) No. 1907/2006 | Current ECHA Candidate List: JUNE 2023 (235) Candidate List Declared Against: JUNE 2023 (235) Does not contain REACH SVHC |
| Halogen Content | Low Halogen - Br, Cl, F, I < 900 ppm per homogenous material. Also BFR/CFR/PVC Free |
| Solder Process Capability | Not applicable for solder process capability |


Product Compliance Disclaimer

This information is provided based on reasonable inquiry of our suppliers and represents our current actual knowledge based on the information they provided. This information is subject to change. The part numbers that TE has identified as EU RoHS compliant have a maximum concentration of 0.1% by weight in homogenous materials for lead, hexavalent chromium, mercury, PBB, PBDE, DBP, BBP, DEHP, DIBP, and 0.01% for cadmium, or qualify for an exemption to these limits as defined in the Annexes of Directive 2011/65/EU (RoHS2). Finished electrical and electronic equipment products will be CE marked as required by Directive 2011/65/EU. Components may not be CE marked. Additionally, the part numbers that TE has identified as EU ELV compliant have a maximum concentration of 0.1% by weight in homogenous materials for lead, hexavalent chromium, and mercury, and 0.01% for cadmium, or qualify for an exemption to these limits as defined in the Annexes of Directive 2000/53/EC (ELV). Regarding the REACH Regulation, the information TE provides on SVHC in articles for this part number is based on the latest European Chemicals Agency (ECHA) 'Guidance on requirements for substances in articles' posted at this URL: <https://echa.europa.eu/guidance-documents/guidance-on-reach>

Compatible Parts




Also in the Series | **FASTON 187**



Crimp Terminal Housings(42)



Insertion & Extraction Tools(1)



Joints & Splices(1)



PCB Terminals(42)



Quick Disconnects(209)




Splices(1)


Customers Also Bought



TE Part #521368-2
ULTRA-POD 250 ASSY REC 22-18
AWG TPBR




TE Part #61399-1
312 FASTON REC 16-12 AWG TPBR



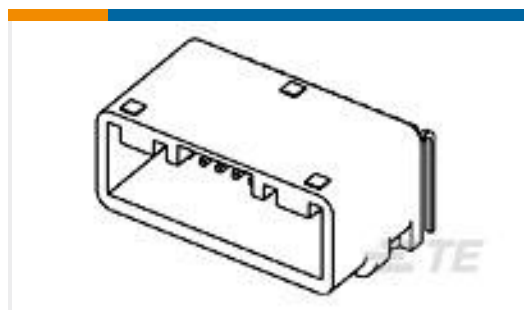
TE Part #63306-2
250 FASTON REC 18-14 AWG TPBR




TE Part #521411-1
ULTRA-POD 250 ASY REC 22-18 AWG
BR



TE Part #63435-1
250 FASTON REC 14-10 AWG SPBR



TE Part #1376357-8
025/090 26POS CAP ASSY H
SELECTIVE-TIN



TE Part #1376397-1
5MM POWER KEY D/L PLATE GREEN



TE Part #520988-1
ULTRA-POD 250 ASSY REC 22-18
AWG BR



TE Part #1969443-2
EP 2.5 TPA Retainer, 2 Pos

Documents



Product Drawings

187 FASTON REC 20-16 AWG BR

English

CAD Files

Customer View Model

[ENG_CVM_CVM_42800-1_BZ.2d_dxf.zip](#)

English

3D PDF

3D

Customer View Model

[ENG_CVM_CVM_42800-1_BZ.3d_igs.zip](#)

English

Customer View Model

[ENG_CVM_CVM_42800-1_BZ.3d_stp.zip](#)

English

By downloading the CAD file I accept and agree to the [Terms and Conditions](#) of use.

Datasheets & Catalog Pages

82004 FASTON Terminals (Insulated and Uninsulated) Catalog - FASTON Receptacles Section

English

Product Specifications

Application Specification

English

Product Environmental Compliance

[MD_42800-1_06062018630_dmtec](#)

English

[MD_42800-1_06062018630_dmtec](#)

English