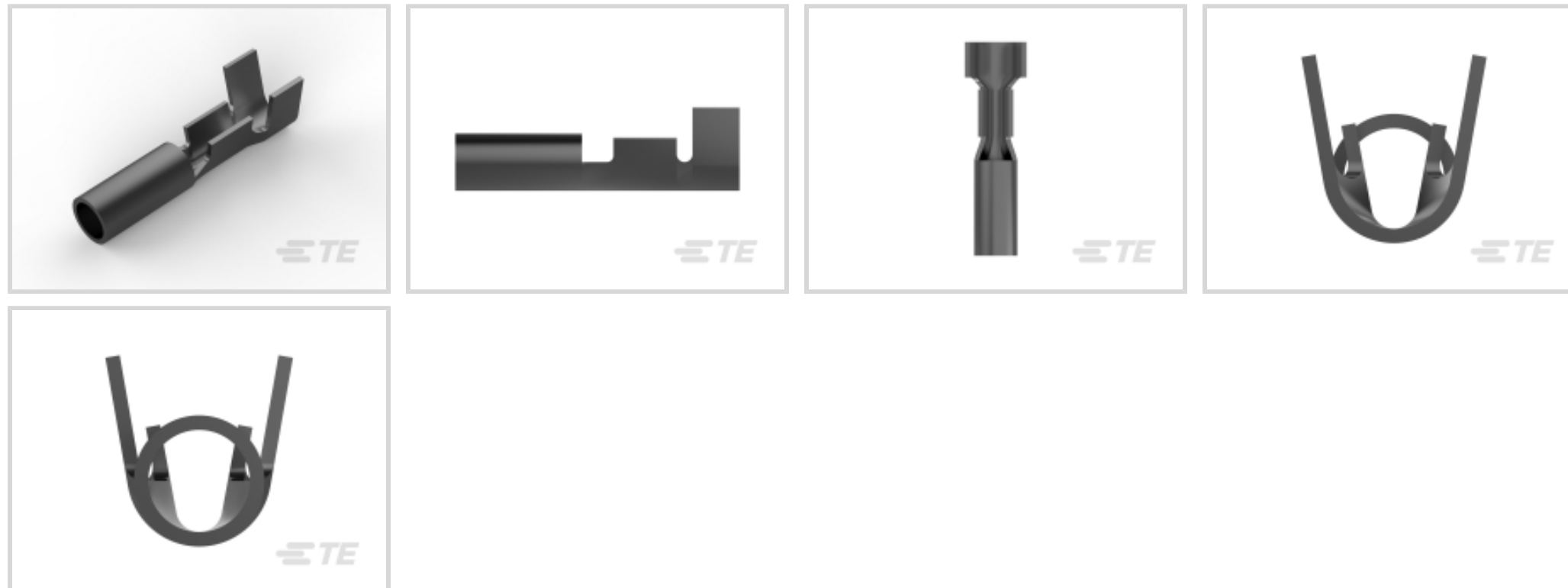




Terminals & Splices > Crimp Wire Pins, Tabs & Ferrules



Crimp Wire Terminal Type: **Receptacle**

Mating Pin Diameter: **2.36 mm [.093 in]**

Compatible Insulation Diameter Range: **2.29 – 3.3 mm, 3.3 mm [.09 – .13 in, .13 in]**

Wire Size: **.3 – .8 mm<sup>2</sup>**

## Features

### Product Type Features

Compatible With Discrete Wire Type

Solid, Stranded

### Configuration Features

Compatible With Wire & Cable Type

Discrete Wire

### Contact Features

Crimp Wire Terminal Type

Receptacle

Mating Pin Diameter

2.36 mm [.093 in]

Barrel Type

Open

Terminal Plating Material

Tin

Terminal Orientation

Straight

### Mechanical Attachment

Wire Insulation Support

With

### Dimensions

Compatible Insulation Diameter Range

2.29 – 3.3 mm, 3.3 mm [.09 – .13 in][.13 in]

Wire Size

642 – 1624 CMA

Barrel Inside Diameter

1.01 mm, 2.54 mm [.04 in][.1 in]



Terminal Material Thickness	.3 mm[.012 in]
-----------------------------	----------------

Overall Product Length	14.23 mm[.56 in]
------------------------	------------------

### Usage Conditions

Insulation Option	Uninsulated
-------------------	-------------

Operating Temperature Range	-40 – 85 °C[-40 – 185 °F]
-----------------------------	---------------------------

### Packaging Features

Packaging Quantity	10000
--------------------	-------

Packaging Method	Reel
------------------	------

### Product Compliance

[For compliance documentation, visit the product page on TE.com>](#)

EU RoHS Directive 2011/65/EU	Compliant
------------------------------	-----------

EU ELV Directive 2000/53/EC	Compliant
-----------------------------	-----------

China RoHS 2 Directive MIIT Order No 32, 2016	No Restricted Materials Above Threshold
---	---

EU REACH Regulation (EC) No. 1907/2006	Current ECHA Candidate List: JUNE 2023 (235) Candidate List Declared Against: JUNE 2023 (235) Does not contain REACH SVHC
--	---



















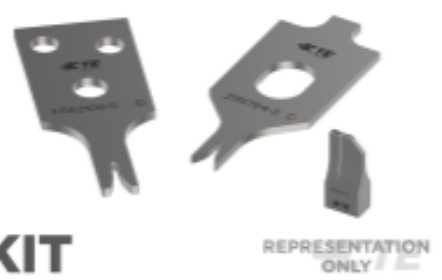
Halogen Content	Low Halogen - Br, Cl, F, I < 900 ppm per homogenous material. Also BFR/CFR/PVC Free
-----------------	---

Solder Process Capability	Not applicable for solder process capability
---------------------------	--

#### Product Compliance Disclaimer

This information is provided based on reasonable inquiry of our suppliers and represents our current actual knowledge based on the information they provided. This information is subject to change. The part numbers that TE has identified as EU RoHS compliant have a maximum concentration of 0.1% by weight in homogenous materials for lead, hexavalent chromium, mercury, PBB, PBDE, DBP, BBP, DEHP, DIBP, and 0.01% for cadmium, or qualify for an exemption to these limits as defined in the Annexes of Directive 2011/65/EU (RoHS2). Finished electrical and electronic equipment products will be CE marked as required by Directive 2011/65/EU. Components may not be CE marked. Additionally, the part numbers that TE has identified as EU ELV compliant have a maximum concentration of 0.1% by weight in homogenous materials for lead, hexavalent chromium, and mercury, and 0.01% for cadmium, or qualify for an exemption to these limits as defined in the Annexes of Directive 2000/53/EC (ELV). Regarding the REACH Regulation, the information TE provides on SVHC in articles for this part number is based on the latest European Chemicals Agency (ECHA) 'Guidance on requirements for substances in articles' posted at this URL: <https://echa.europa.eu/guidance-documents/guidance-on-reach>

### Compatible Parts

 <p>TE Part # 42745-2 PIN 090 FLAG RECEPTACLE 20-14 AWG TPPHBZ</p>	 <p>TE Part # 140712-2 PIN .155 DIA REC 18-14 AWG TPBR</p>	 <p>TE Part # 1217142-1 SHUR PLUG 180 12-8 AWG TPBR</p>	 <p>TE Part # 60376-1 PIN 090 RECEPTACLE 20-14 AWG TPPHBZ</p>
 <p>TE Part # 153209-2 SHUR PLUG .18 DIA REC 18-16 AWG TPBR</p>	 <p>TE Part # 60440-1 PIN 093 RECEPTACLE 22-18 AWG BR</p>	 <p>TE Part # 62402-1 PIN .106 REC 22-18 AWG (OR) 22AWG PTPBR</p>	 <p>TE Part # 62820-1 PIN 093 CRIMP TAB 22-16 AWG PTPBR</p>
 <p>TE Part # 154740-2 PIN .175 DIA REC 20-16AWG PB</p>	 <p>TE Part # 160783-6 2,0 MM.DIA PIN REC</p>	 <p>TE Part # 160784-3 REC.FOR 2,5 DIA PIN</p>	 <p>TE Part # 2-2150535-1 OCEAN_2.0_Applicator-E-077F155O</p>
 <p>TE Part # 2-2150535-2 OCEAN_2.0_Applicator-E-077F155O</p>	 <p>TE Part # 2150535-1 OCEAN_2.0_Applicator-E-077F155O</p>	 <p>TE Part # 2150535-2 OCEAN_2.0_Applicator-E-077F155O</p>	 <p>TE Part # 63493-1 112 DIA PIN 30-26 012 PTPBR</p>
 <p>TE Part # 7-2150535-1 OCEAN_2.0_Applicator-E-077F155O</p>	 <p>TE Part # 7-2150535-2 OCEAN_2.0_Applicator-E-077F155O</p>	 <p>TE Part # 7-2150535-7 OCEAN_2.0_SPARE_PART_KIT-077F155O</p>	

## Customers Also Bought



## Documents

### Product Drawings

[PIN 093 \(2.36 MM\) REC 22-18 AWG TPBR](#)

English

### CAD Files

[3D PDF](#)

3D

Customer View Model

[ENG\\_CVM\\_CVM\\_41854\\_BJ.2d\\_dxf.zip](#)

English

Customer View Model

[ENG\\_CVM\\_CVM\\_41854\\_BJ.3d\\_igs.zip](#)

English

Customer View Model

[ENG\\_CVM\\_CVM\\_41854\\_BJ.3d\\_stp.zip](#)

English

By downloading the CAD file I accept and agree to the [Terms and Conditions](#) of use.

### Product Specifications



### Application Specification

English

### Pin Receptacle Contact With Closed Seam

English

---

### Product Environmental Compliance

#### Product Compliance

English

#### Product Compliance

English