

41531-1 ✓ ACTIVE

FASTON | FASTON 250


TE Internal #: 41531-1

Quick Disconnects, Receptacle, 18 – 12 AWG Wire Size, .82 – 3.31 mm² Wire Size, Mating Tab Width 6.35 mm [.25 in], Flag, Steel, FASTON 250

[View on TE.com >](#)



Terminals & Splices > Quick Disconnects



Quick Disconnect Terminal Type: **Receptacle**

Wire Size: **.82 – 3.31 mm²**

Mating Tab Width: **6.35 mm [.25 in]**

Mating Tab Thickness: **.81 mm [.032 in]**

Features

Product Type Features

Insertion Force	Low
-----------------	-----

Configuration Features

Connection Capacity	Single
---------------------	--------

Compatible With Wire & Cable Type	Discrete Wire
-----------------------------------	---------------

Contact Features

Quick Disconnect Terminal Type	Receptacle
--------------------------------	------------

Mating Tab Width	6.35 mm [.25 in]
------------------	------------------

Mating Tab Thickness	.81 mm [.032 in]
----------------------	------------------

Terminal Orientation	Flag
----------------------	------

Contact Base Material	Steel
-----------------------	-------

Terminal Plating Material	Nickel
---------------------------	--------

Crimp Type	Tab-Lok
------------	---------

Barrel Type	Open
-------------	------

Termination Features



Product Terminates To	Wire & Cable
-----------------------	--------------

Mechanical Attachment

Wire Insulation Support	With
Mating Retention Type	Dimple

Dimensions

Terminal Material Thickness	.43 mm[.017 in]
Product Length	17.02 mm[.67 in]
Compatible Insulation Diameter Range	2.79 – 5.33 mm[.11 – .21 in]
Wire Size	.82 – 3.31 mm ²

Usage Conditions

Insulation Option	Uninsulated
Operating Temperature Range	-40 – 250 °C[-40 – 482 °F]

Industry Standards

Agency/Standard	CSA, UL
-----------------	---------

Packaging Features

Packaging Quantity	3500
Packaging Method	Strip/Reel

Other

Line	Premier
------	---------

Product Compliance






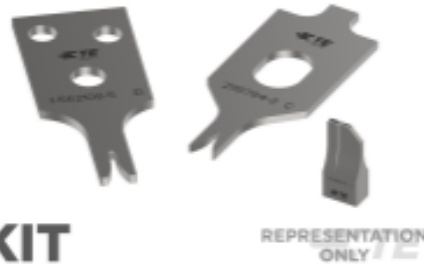
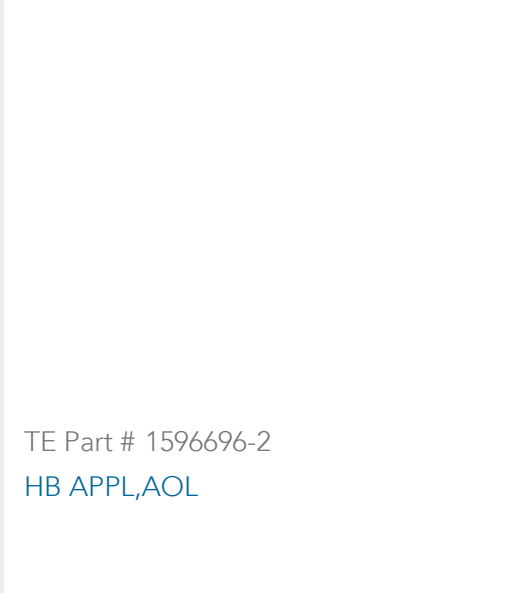
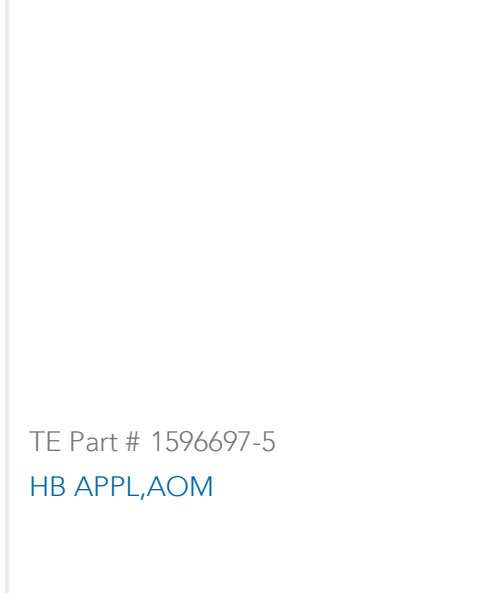



[For compliance documentation, visit the product page on TE.com>](#)

EU RoHS Directive 2011/65/EU	Compliant
EU ELV Directive 2000/53/EC	Compliant
China RoHS 2 Directive MIIT Order No 32, 2016	No Restricted Materials Above Threshold
EU REACH Regulation (EC) No. 1907/2006	Current ECHA Candidate List: JUNE 2023 (235) Candidate List Declared Against: JUNE 2023 (235) Does not contain REACH SVHC
Halogen Content	Low Halogen - Br, Cl, F, I < 900 ppm per homogenous material. Also BFR/CFR/PVC Free
Solder Process Capability	Not applicable for solder process capability

Product Compliance Disclaimer

This information is provided based on reasonable inquiry of our suppliers and represents our current actual knowledge based on the information they provided. This information is subject to change. The part numbers that TE has identified as EU RoHS compliant have a maximum concentration of 0.1% by weight in homogenous materials for lead, hexavalent chromium, mercury, PBB, PBDE, DBP, BBP, DEHP, DIBP, and 0.01% for cadmium, or qualify for an exemption to these limits as defined in the Annexes of Directive 2011/65/EU (RoHS2). Finished electrical and electronic equipment products will be CE marked as required by Directive 2011/65/EU. Components may not be CE marked. Additionally, the part numbers that TE has identified as EU ELV compliant have a maximum concentration of 0.1% by weight in homogenous materials for lead, hexavalent chromium, and mercury, and 0.01% for cadmium, or qualify for an exemption to these limits as defined in the Annexes of Directive 2000/53/EC (ELV). Regarding the REACH Regulation, the information TE provides on SVHC in articles for this part number is based on the latest European Chemicals Agency (ECHA) 'Guidance on requirements for substances in articles' posted at this URL: <https://echa.europa.eu/guidance-documents/guidance-on-reach>

Compatible Parts

 <p>TE Part # 1852633-1 EAPOHB160TABLOCK1800 LM/G- HINGE BAR</p>	 <p>TE Part # 1855041-1 HINDGE BAR F.A. EMPO160TAB1800 LM & G</p>	 <p>TE Part # 687395-5 M HBEAPR160T K</p>	 <p>TE Part # 687395-6 HDM HBEAPR160T1800TSA</p>
 <p>TE Part # 687395-8 HINGE BAR 9EAPR160T1800 G</p>	 <p>KIT REPRESENTATION ONLY</p> <p>TE Part # 7-1855041-7 SPARE PART KIT</p>	 <p>TE Part # 1596696-2 HB APPL,AOL</p>	 <p>TE Part # 1596697-5 HB APPL,AOM</p>
 <p>TE Part # 2088156-2 MINI APPLICATOR, HINGE BAR END FEED</p>	 <p>TE Part # 565504-1 STD HBEMPR160T1800K</p>	 <p>TE Part # 565504-3 STD HBEMPR160T2200K</p>	

Also in the Series | **FASTON 250**



Compression Connectors(4)



Crimp Terminal Housings(142)



Insertion & Extraction Tools(6)



Magnet Wire Terminals(1)



PCB Terminals(135)



Quick Disconnects(445)



Splices(4)

Customers Also Bought



TE Part #350199-1
RING TONGUE TERMINAL 18-14
AWG NIPST



TE Part #52856-1
TERMINAL,PG SPD FLG 12-10 10



TE Part #61944-1
250 FASTON REC 18-14 AWG BR



TE Part #60772-3
RING CRIMP 18-14 AWG TPBR



TE Part #61397-1
RING TERMINAL CRIMP 18-14 AWG
TPBR




TE Part #61988-1
250 FASTON REC 22-18 AWG BR



TE Part #63315-1
250 FASTON FLAG 18-14 AWG BR



TE Part #42404-1
250 FASTON FLAG REC 18-12 AWG
NPST



TE Part #42660-1
250 FASTON REC 18-14 AWG BR



TE Part #60635-3
250 FASTON REC 14-10 AWG BR

Documents



Product Drawings

250 FASTON FLAG REC 18-12 AWG NPST

English

CAD Files

3D PDF

3D

Customer View Model

[ENG_CVM_CVM_41531-1_DW.2d_dxf.zip](#)

English

Customer View Model

[ENG_CVM_CVM_41531-1_DW.3d_igs.zip](#)

English

Customer View Model

[ENG_CVM_CVM_41531-1_DW.3d_stp.zip](#)

English

By downloading the CAD file I accept and agree to the [Terms and Conditions](#) of use.

Datasheets & Catalog Pages

82004 FASTON Terminals (Insulated and Uninsulated) Catalog - FASTON Receptacles Section

English

Product Specifications

Application Specification

English

Product Environmental Compliance

[MD_41531-1_100220182318_dmtec](#)

English

[MD_41531-1_100220182318_dmtec](#)

English

Agency Approvals

Agency Approval Document

English