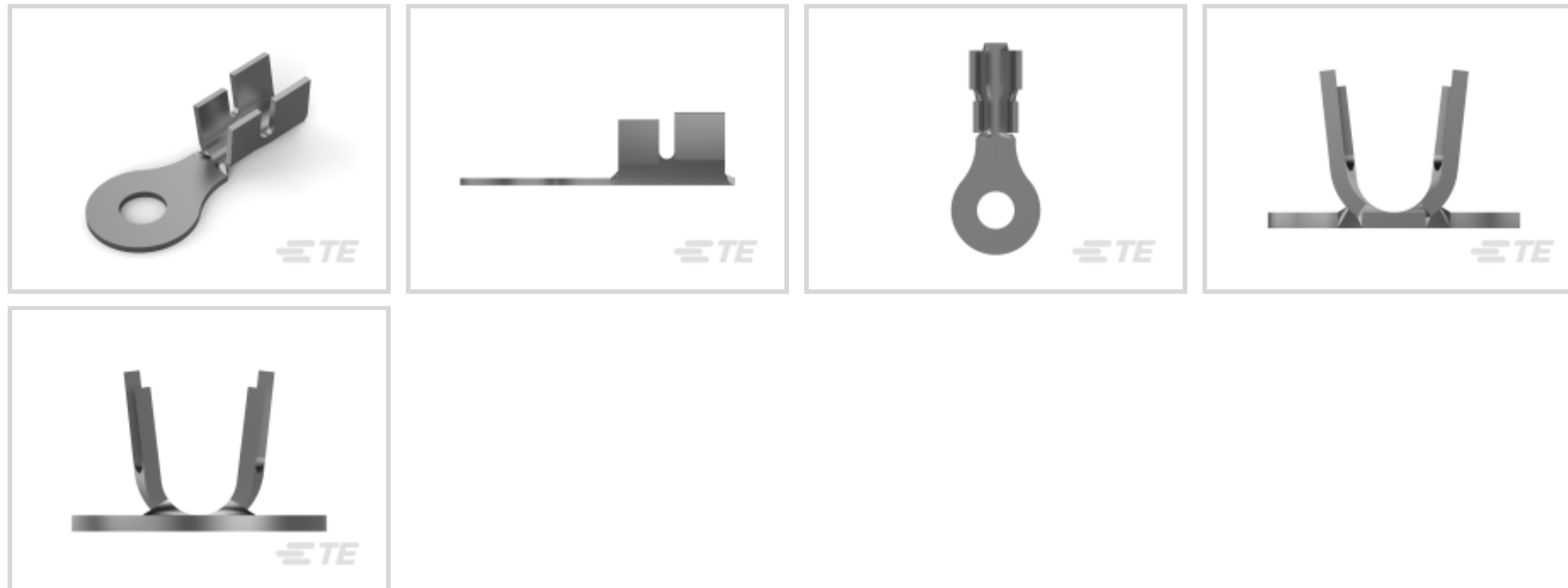




Terminals & Splices > Ring Terminals



Ring Terminal Product Type: **Closed Ring Tongue Terminal**

Wire Size: **6529 – 10382 CMA**

Stud Size: **#10**

## Features

### Product Type Features

Shape Description	Circular/Oval
Ring Terminal Product Type	Closed Ring Tongue Terminal
Stud Size	#10
Sealable	No
Compatible With Discrete Wire Type	Stranded
Wire Insulation Support Retention Type	Insulation Support

### Configuration Features

Number of Holes	1
-----------------	---

### Body Features

Product Weight	1.623 g
----------------	---------

### Contact Features

Contact Base Material	Brass
Barrel Type	Open
Terminal Orientation	Straight
Terminal Plating Material	Tin
Contact Underplating Material	None



### Mechanical Attachment

Wire Insulation Support	With
-------------------------	------

### Dimensions

	.15 in
Wire Size	6529 – 10382 CMA
Stud Diameter	5 mm [.19 in]
Tongue Thickness	.76 mm [.03 in]
Product Length	27.18 mm [1.07 in]
Barrel Inside Diameter	3.55 mm, 4.57 mm [.14 in] [.18 in]
Compatible Insulation Diameter (Max)	5.33 mm [.21 in]
Compatible Insulation Diameter Range	3.81 – 5.33 mm [.15 – .21 in]

### Usage Conditions

Insulation Option	Uninsulated
Operating Temperature Range	-40 – 110 °C [-40 – 230 °F]

### Operation/Application

Compatible With Wire Base Material	Copper
------------------------------------	--------

### Industry Standards

Government Qualified Terminal	No
-------------------------------	----

### Packaging Features

Packaging Quantity	3000
Packaging Method	Strip/Reel

### Product Compliance

[For compliance documentation, visit the product page on TE.com>](#)

EU RoHS Directive 2011/65/EU	Compliant
EU ELV Directive 2000/53/EC	Compliant
China RoHS 2 Directive MIIT Order No 32, 2016	No Restricted Materials Above Threshold
EU REACH Regulation (EC) No. 1907/2006	Current ECHA Candidate List: JUNE 2023 (235) Candidate List Declared Against: JUNE 2023 (235) Does not contain REACH SVHC
Halogen Content	Low Halogen - Br, Cl, F, I < 900 ppm per homogenous material. Also BFR/CFR/PVC

Free

Solder Process Capability

Not applicable for solder process capability

Product Compliance Disclaimer

This information is provided based on reasonable inquiry of our suppliers and represents our current actual knowledge based on the information they provided. This information is subject to change. The part numbers that TE has identified as EU RoHS compliant have a maximum concentration of 0.1% by weight in homogenous materials for lead, hexavalent chromium, mercury, PBB, PBDE, DBP, BBP, DEHP, DIBP, and 0.01% for cadmium, or qualify for an exemption to these limits as defined in the Annexes of Directive 2011/65/EU (RoHS2). Finished electrical and electronic equipment products will be CE marked as required by Directive 2011/65/EU. Components may not be CE marked. Additionally, the part numbers that TE has identified as EU ELV compliant have a maximum concentration of 0.1% by weight in homogenous materials for lead, hexavalent chromium, and mercury, and 0.01% for cadmium, or qualify for an exemption to these limits as defined in the Annexes of Directive 2000/53/EC (ELV). Regarding the REACH Regulation, the information TE provides on SVHC in articles for this part number is based on the latest European Chemicals Agency (ECHA) 'Guidance on requirements for substances in articles' posted at this URL: <https://echa.europa.eu/guidance-documents/guidance-on-reach>

### Compatible Parts



TE Part # 61844-1  
RING TERMINAL 12-10 AWG .0395X.650 TPCU



TE Part # 150520-2  
RT .197 DIA TERMINAL 16-13 AWG TPBR



TE Part # 2150198-2  
OCEAN\_2.0\_Applicator-E-210F2500



TE Part # 60485-1  
RING TERMINAL 14-12 AWG TPBR



TE Part # 280267-2  
COSSE RONDE 12 10



TE Part # 42639-1  
RING TERMINAL 14-12 AWG BR



TE Part # 60399-1  
RING TERMINAL 12-10 AWG TPCU



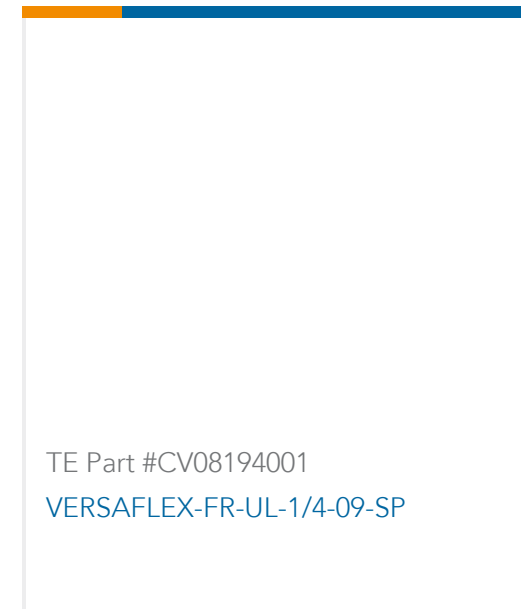
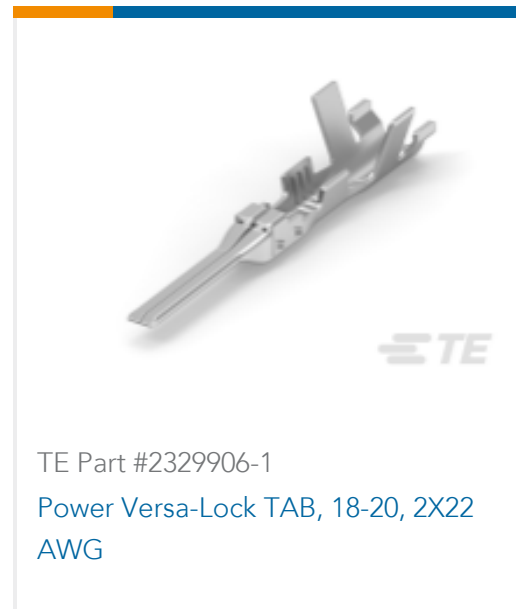
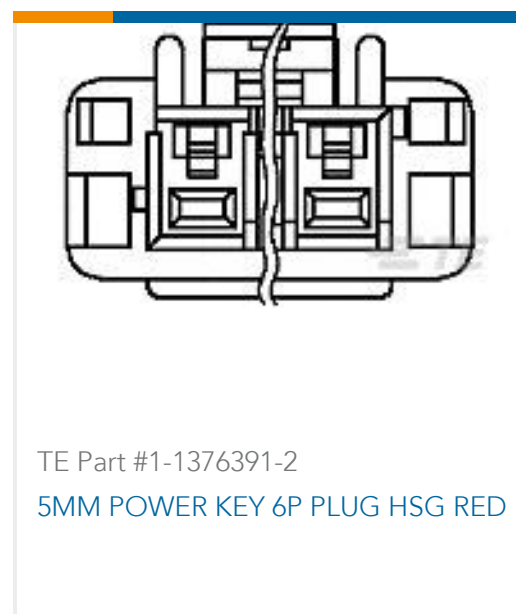
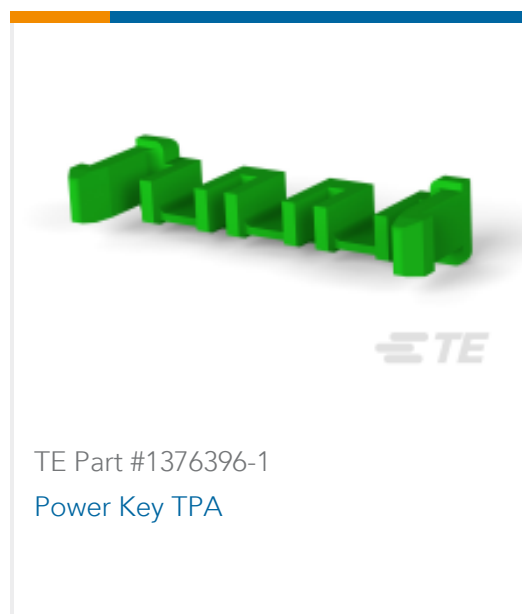
TE Part # 7-2150198-2  
OCEAN\_2.0\_Applicator-E-210F2500



**KIT**  
REPRESENTATION ONLY

TE Part # 7-2150198-7  
OCEAN\_2.0\_SPARE\_PART\_KIT-210F2500

### Customers Also Bought



## Documents

### Product Drawings

[RING .190 \(4.82 MM\) 12-10 AWG TPBR](#)

English

### CAD Files

[3D PDF](#)

3D

Customer View Model

[ENG\\_CVM\\_CVM\\_41124\\_AC\\_c-41124-ac.2d\\_dxf.zip](#)

English

Customer View Model

[ENG\\_CVM\\_CVM\\_41124\\_AC\\_c-41124-ac.3d\\_igs.zip](#)

English

Customer View Model

[ENG\\_CVM\\_CVM\\_41124\\_AC\\_c-41124-ac.3d\\_stp.zip](#)

English

By downloading the CAD file I accept and agree to the [Terms and Conditions](#) of use.

### Product Specifications

[Application Specification](#)

English

### Product Environmental Compliance

[MD\\_41124\\_12012015213\\_dmtec](#)

English

[MD\\_41124\\_12012015213\\_dmtec](#)

English

41124

Closed Ring Tongue Terminal, 12 – 10 AWG, #10 Stud Size, 5 mm [.19 in] Stud Diameter, Open Barrel, Straight, Tin, Uninsulated

