



zQSFP+/QSFP28

TE Internal #: 4-2170705-2

QSFP, QSFP+ & zQSFP+, Cage Assembly, 1 x 1, Internal/External EMI Springs, Included Lightpipe, Standard, Data Rate (Max) 28 Gb/s, zQSFP+/QSFP28

[View on TE.com >](#)

Connectors > Pluggable IO Connectors & Cages > QSFP, QSFP+ & zQSFP+



Pluggable I/O Product Type: **Cage Assembly**
 Port Matrix Configuration: **1 x 1**
 EMI Containment Feature Type: **Internal/External EMI Springs**
 Thermal Accessory Type Included: **Heat Sink**
 Included Lightpipe: **Yes**

Features

Product Type Features

Form Factor	QSFP28/56
Cage Type	Single
Pluggable I/O Product Type	Cage Assembly
Thermal Accessory Type Included	Heat Sink
Connector System	Cable-to-Board
Sealable	No
Connector & Contact Terminates To	Printed Circuit Board

Configuration Features

Port Matrix Configuration	1 x 1
Number of Ports	1
Lightpipe Configuration	Quad Round
Number of Rear EONs per Port Column	2

Electrical Characteristics

Data Rate (Max)	28 Gb/s
-----------------	---------

Body Features

Heat Sink Finish	Anodized Black
Heat Sink Style	Pin



Heat Sink Height Class	SAN
------------------------	-----

Heat Sink Height	6.5 mm[.256 in]
------------------	-----------------

Contact Features

PCB Contact Termination Area Plating Material	Tin
---	-----

Termination Features

Termination Post & Tail Length	2.05 mm[.081 in]
--------------------------------	------------------

Termination Method to Printed Circuit Board	Through Hole - Press-Fit
---	--------------------------

Mechanical Attachment

Connector Mounting Type	Board Mount
-------------------------	-------------

Housing Features

Cage Material	Nickel Silver
---------------	---------------

Dimensions

PCB Thickness (Recommended)	1.57 mm[.062 in]
-----------------------------	------------------

Usage Conditions

Operating Temperature Range	-40 – 85 °C[-40 – 185 °F]
-----------------------------	---------------------------

Operation/Application

For Use With Pluggable I/O Products	QSFP28 Cable Assembly, QSFP28 MSA Compatible Transceiver
-------------------------------------	--

Pluggable I/O Applications	SFP+ Stacked Belly-to-Belly
----------------------------	-----------------------------

Circuit Application	Signal
---------------------	--------

Industry Standards

UL Flammability Rating	UL 94V-0
------------------------	----------

Packaging Features

Packaging Method	Box & Tray
------------------	------------

Other

EMI Containment Feature Type	Internal/External EMI Springs
------------------------------	-------------------------------

Included Lightpipe	Yes
--------------------	-----

Enhancements	Standard
--------------	----------

Product Compliance

[For compliance documentation, visit the product page on TE.com>](#)

EU RoHS Directive 2011/65/EU	Compliant
------------------------------	-----------











EU ELV Directive 2000/53/EC	Compliant
China RoHS 2 Directive MIIT Order No 32, 2016	No Restricted Materials Above Threshold
EU REACH Regulation (EC) No. 1907/2006	Current ECHA Candidate List: JUNE 2023 (235) Candidate List Declared Against: JUNE 2023 (235) Does not contain REACH SVHC
Halogen Content	Not Low Halogen - contains Br or Cl > 900 ppm.
Solder Process Capability	Not applicable for solder process capability

Product Compliance Disclaimer

This information is provided based on reasonable inquiry of our suppliers and represents our current actual knowledge based on the information they provided. This information is subject to change. The part numbers that TE has identified as EU RoHS compliant have a maximum concentration of 0.1% by weight in homogenous materials for lead, hexavalent chromium, mercury, PBB, PBDE, DBP, BBP, DEHP, DIBP, and 0.01% for cadmium, or qualify for an exemption to these limits as defined in the Annexes of Directive 2011/65/EU (RoHS2). Finished electrical and electronic equipment products will be CE marked as required by Directive 2011/65/EU. Components may not be CE marked. Additionally, the part numbers that TE has identified as EU ELV compliant have a maximum concentration of 0.1% by weight in homogenous materials for lead, hexavalent chromium, and mercury, and 0.01% for cadmium, or qualify for an exemption to these limits as defined in the Annexes of Directive 2000/53/EC (ELV). Regarding the REACH Regulation, the information TE provides on SVHC in articles for this part number is based on the latest European Chemicals Agency (ECHA) 'Guidance on requirements for substances in articles' posted at this URL: <https://echa.europa.eu/guidance-documents/guidance-on-reach>

Compatible Parts

 <p>TE Part # CAT-C11-Z806726 QSFP28 to QSFP28 Cable Assembly: 30 AWG</p>	 <p>TE Part # CAT-C11-N49 QSFP28-Two QSFP28 Cable Assembly: 30 AWG</p>	 <p>TE Part # CAT-C11-Z8 QSFP28 to QSFP28 Cable Assembly: 26 AWG</p>	 <p>TE Part # CAT-C11-N490333 QSFP28-Four SFP+ Cable Assembly: 30 AWG</p>
 <p>TE Part # CAT-C11-N490325 QSFP28-Four SFP+ Cable Assembly: 26 AWG</p>	 <p>TE Part # CAT-Q17-N490325 QSFP56 to QSFP56 Cable Assembly: 30 AWG</p>	 <p>TE Part # CAT-Q17-N49033 QSFP56-Two QSFP56 Cable Assembly: 30 AWG</p>	 <p>TE Part # CAT-C11-Q17 QSFP56 to QSFP56 Cable Assembly: 26 AWG</p>

TE Part # CAT-Q17-N49011
QSFP56-Four SFP56 Cable Assembly:
30 AWG

TE Part # CAT-Q17-N49033
QSFP56-Four SFP56 Cable Assembly:
26 AWG

TE Part # 1888810-2
EMI/Dust Cover,XFP And QSFP

TE Part # 1551920-2
zQSFP+ connector assembly

TE Part # 2-2215047-5
ASSY, STG TL, QSFP28 LP,1X1

TE Part # 2829040-6
QSFP IB EDR, 30AWG, 2.0M

Also in the Series | **zQSFP+/QSFP28**

Heat Sinks(1)

Pluggable I/O Cable Assemblies(81)

QSFP, QSFP+ & zQSFP+(425)

Customers Also Bought

TE Part #5050864-1
SOCKET,MIN-SPR SN-AU SER-3

TE Part #2333393-3
QSFP 25GIG 30AWG 1 METER

TE Part #T4140012121-000
M12,REAR MOUNT,MALE, A,12P,
SOLDER PCB

TE Part #TAD14141311-001
M12D4-MS-PVC TYPE B RED-0.5M

TE Part #2176168-1
TLR 2010 1.5W R001 1% 50PPM 2K RL

TE Part #1-84953-2
1MM FPC HORZ.TOP CONT.ASSY 12P

TE Part #1571999-7
ADP04S04=PIANO DIP SWITCH

TE Part #2176400-1
3540 1R0 1%



Documents

CAD Files

[3D PDF](#)

[3D](#)

Customer View Model

[ENG_CVM_CVM_4-2170705-2_A.2d_dxf.zip](#)

English

Customer View Model

[ENG_CVM_CVM_4-2170705-2_A.3d_igs.zip](#)

English

Customer View Model

[ENG_CVM_CVM_4-2170705-2_A.3d_stp.zip](#)

English

By downloading the CAD file I accept and agree to the [Terms and Conditions](#) of use.

Datasheets & Catalog Pages

[QSFP28/56 and zQSFP+ Interconnects](#)

English

Product Specifications

[Application Specification](#)

English

Instruction Sheets

[Instruction Sheet \(U.S.\)](#)

English