

4-215882-0 ✓ ACTIVE

AMP-LATCH | AMP-LATCH - NOVO

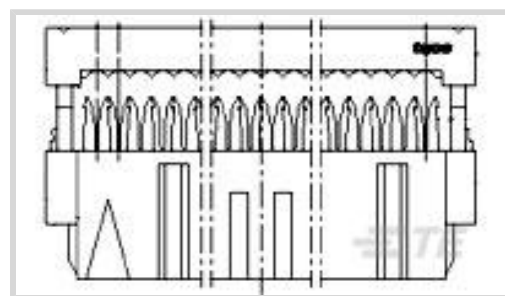
TE Internal #: 4-215882-0

Ribbon Cable Connectors, Wire-to-Board, 40 Position, 2.54 mm [.1 in] Centerline, 2 Row, Receptacle, AMP-LATCH - NOVO

[View on TE.com >](#)



Connectors > PCB Connectors > Wire-to-Board Connectors > FFC, FPC & Ribbon Connectors > Ribbon Cable Connectors



Connector System: **Wire-to-Board**

Number of Positions: **40**

Centerline (Pitch): **2.54 mm [.1 in]**

Row-to-Row Spacing: **2.54 mm [.1 in]**

Number of Rows: **2**

Features

Product Type Features

Connector Product Type	Connector Assembly
Connector System	Wire-to-Board
Connector & Housing Type	Receptacle
Connector & Contact Terminates To	Wire & Cable

Configuration Features

Number of Positions	40
Number of Rows	2

Body Features

Primary Product Color	Gray
-----------------------	------

Contact Features

Mating Square Post Dimension	.64 mm[.025 in]
Mating Pin Diameter	.64 mm[.025 in]
Wire Contact Termination Area Plating Thickness	2.54 μ m[100 μ in]
Wire Contact Termination Area Plating Material	Tin
	30 μ in
Contact Mating Area Plating Material	Gold
Contact Current Rating (Max)	1 A

Termination Features

--	--



Termination Method to Wire & Cable

Insulation Displacement (IDC)

Mechanical Attachment

Mating Alignment Type

Polarization

Mating Retention

Without

Connector Mounting Type

Cable Mount (Free-Hanging)

Housing Features

Centerline (Pitch)

2.54 mm [.1 in]

Dimensions

Row-to-Row Spacing

2.54 mm [.1 in]

Usage Conditions

Operating Temperature Range

-55 – 125 °C [-67 – 257 °F]

Operation/Application

Circuit Application

Signal

Product Compliance

For compliance documentation, visit the product page on [TE.com](https://www.te.com)>

EU RoHS Directive 2011/65/EU

Compliant

EU ELV Directive 2000/53/EC

Compliant

China RoHS 2 Directive MIIT Order No 32, 2016

No Restricted Materials Above Threshold

EU REACH Regulation (EC) No. 1907/2006

Current ECHA Candidate List: JUNE 2023 (235)
 Candidate List Declared Against: JUNE 2023 (235)
 Does not contain REACH SVHC

Halogen Content

Not Low Halogen - contains Br or Cl > 900 ppm.

Solder Process Capability

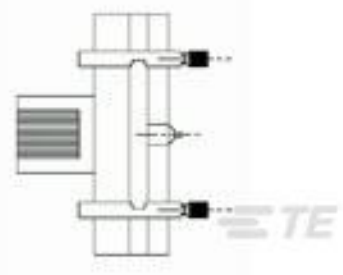
Not applicable for solder process capability

Product Compliance Disclaimer

This information is provided based on reasonable inquiry of our suppliers and represents our current actual knowledge based on the information they provided. This information is subject to change. The part numbers that TE has identified as EU RoHS compliant have a maximum concentration of 0.1% by weight in homogenous materials for lead, hexavalent chromium, mercury, PBB, PBDE, DBP, BBP, DEHP, DIBP, and 0.01% for cadmium, or qualify for an exemption to these limits as defined in the Annexes of Directive 2011/65/EU (RoHS2). Finished electrical and electronic equipment products will be CE marked as required by Directive 2011/65/EU. Components may not be CE marked. Additionally, the part numbers that TE has identified as EU ELV compliant have a maximum concentration of 0.1% by weight in homogenous materials for lead, hexavalent chromium, and mercury, and 0.01% for cadmium, or qualify for an exemption to these limits as defined in the Annexes of Directive 2000/53/EC (ELV). Regarding the REACH Regulation, the information TE provides


on SVHC in articles for this part number is based on the latest European Chemicals Agency (ECHA) 'Guidance on requirements for substances in articles' posted at this URL: <https://echa.europa.eu/guidance-documents/guidance-on-reach>

Compatible Parts



TE Part # 734144-1
ADAPTER (ITALIAN)

Also in the Series | AMP-LATCH - NOVO



Ribbon Cable Connectors(46)

Customers Also Bought



TE Part #1-647402-5
15P SL156 HSG W/RMP&TABS,OVSZ



TE Part #1-1623730-5
BCHE 4 W 33R 5%



TE Part #2-1462052-0
HF6 96=50OHM140MW 12V BIST 2COIL



TE Part #4-1625890-3
2W SM M/OX 5% 33R



TE Part #F60401-000
B-155-06-35-22-5



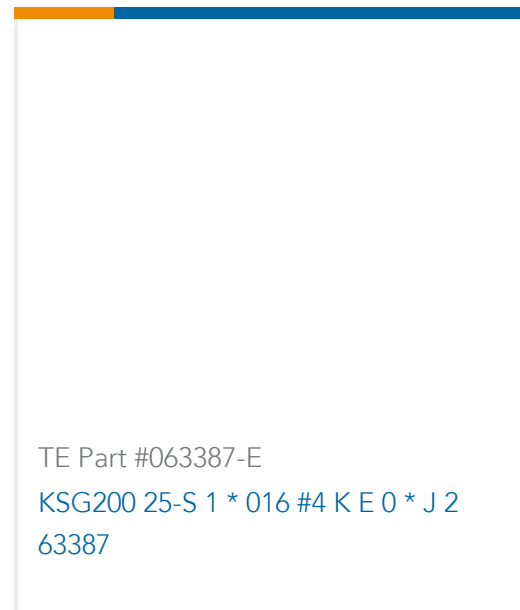
TE Part #3-100103-4
34P.A/L.STRAIN REL.



TE Part #350700-3
UMNL SPLIT PIN PTPPHBZ



TE Part #1-1986800-2
BC6-F308-12, BC6 SERIES



Documents

Product Drawings

40 WAY GREY MK II RECP

English

CAD Files

Customer View Model

ENG_CVM_CVM_4-215882-0_G.2d_dxf.zip

English

3D PDF

3D

Customer View Model

ENG_CVM_CVM_4-215882-0_G.3d_igs.zip

English

Customer View Model

ENG_CVM_CVM_4-215882-0_G.3d_stp.zip

English

By downloading the CAD file I accept and agree to the [Terms and Conditions](#) of use.

Product Specifications

Application of AMP-LATCH, Ribbon Cable Connectors

English

Application Specification

English

Product Environmental Compliance

MD_4-215882-0_071720132239_dmtec

English

MD_4-215882-0_071720132239_dmtec

English

Agency Approvals

Agency Approval Document

English