

4-1904124-3 ✓ ACTIVE

## Micro Relay A

TE Internal #: 4-1904124-3

Micro Relays, 12 VDC Coil Voltage, 1 Form C (CO), 119  $\Omega$  Coil Resistance, Micro Relay A

[View on TE.com >](#)



Relays, Contactors & Switches > Relays > Automotive Relays > Automotive Plug-In Relays > Micro Relays



Rated Coil Voltage: **12 VDC**

Micro Relay Contact Current Class: **20 – 30 A**

Micro Relay Contact Arrangement: **1 Form C (CO)**

Micro Relay Coil Resistance: **119  $\Omega$**

Mounting Brackets: **Without**

## Features

### Product Type Features

Relay Type	Micro Relay A/VFMA
------------	--------------------

### Electrical Characteristics

Insulation Initial Dielectric Between Open Contacts	500 Vrms
Current Rating (85°C)	30 A
Coil Power Rating Class	1 – 1.5 W
Contact Limiting Short-Time Current	150 A
Insulation Initial Dielectric Between Contacts and Coil	500 Vrms
Insulation Initial Dielectric Between Coil/Contact Class	0 – 500 V
Coil Power Rating (DC)	1200 mW
Contact Limiting Making Current	120 A
Contact Limiting Continuous Current	30 A
Coil Magnetic System	Monostable, DC
Rated Voltage	12 VDC
Contact Limiting Breaking Current	30 A
Contact Switching Load (Min)	1000mA @ 5VDC
Rated Coil Voltage	12 VDC
Micro Relay Coil Resistance	119 $\Omega$

### Body Features



Weight	16 g[.565 oz]
--------	---------------

### Contact Features

Terminal Type	Plug-In, Quick Connect
Contact Base Material	Silver Alloy
Micro Relay Contact Current Class	20 – 30 A
Micro Relay Contact Arrangement	1 Form C (CO)

### Mechanical Attachment

Mounting Type	Plug-In
---------------	---------

### Dimensions

Width Class (Mechanical)	12 – 16 mm
Height	25.4 mm[1 in]
Length Class (Mechanical)	20 – 25 mm
Height Class (Mechanical)	25 – 30 mm
Width	15.5 mm[.61 in]
Length	23 mm[.906 in]

### Usage Conditions

Environmental Ambient Temperature Class	105 – 125°C
Environmental Ambient Temperature (Max)	125 °C[257 °F]

### Other

Mounting Brackets	Without
-------------------	---------

### Product Compliance

[For compliance documentation, visit the product page on TE.com>](#)

EU RoHS Directive 2011/65/EU	Compliant
EU ELV Directive 2000/53/EC	Compliant
China RoHS 2 Directive MIIT Order No 32, 2016	No Restricted Materials Above Threshold
EU REACH Regulation (EC) No. 1907/2006	Current ECHA Candidate List: JUNE 2023 (235) Candidate List Declared Against: JUNE 2022 (224) Does not contain REACH SVHC
Halogen Content	Low Halogen - Br, Cl, F, I < 900 ppm per homogenous material. Also BFR/CFR/PVC Free

Solder Process Capability

Not applicable for solder process capability


## Product Compliance Disclaimer

This information is provided based on reasonable inquiry of our suppliers and represents our current actual knowledge based on the information they provided. This information is subject to change. The part numbers that TE has identified as EU RoHS compliant have a maximum concentration of 0.1% by weight in homogenous materials for lead, hexavalent chromium, mercury, PBB, PBDE, DBP, BBP, DEHP, DIBP, and 0.01% for cadmium, or qualify for an exemption to these limits as defined in the Annexes of Directive 2011/65/EU (RoHS2). Finished electrical and electronic equipment products will be CE marked as required by Directive 2011/65/EU. Components may not be CE marked. Additionally, the part numbers that TE has identified as EU ELV compliant have a maximum concentration of 0.1% by weight in homogenous materials for lead, hexavalent chromium, and mercury, and 0.01% for cadmium, or qualify for an exemption to these limits as defined in the Annexes of Directive 2000/53/EC (ELV). Regarding the REACH Regulation, the information TE provides on SVHC in articles for this part number is based on the latest European Chemicals Agency (ECHA) 'Guidance on requirements for substances in articles' posted at this URL: <https://echa.europa.eu/guidance-documents/guidance-on-reach>

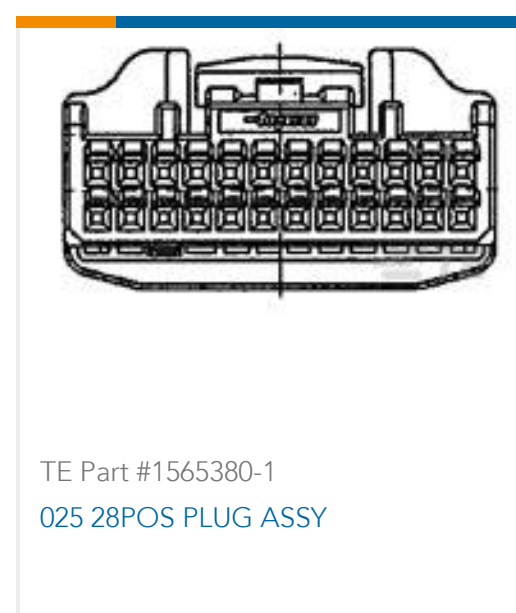
## Compatible Parts

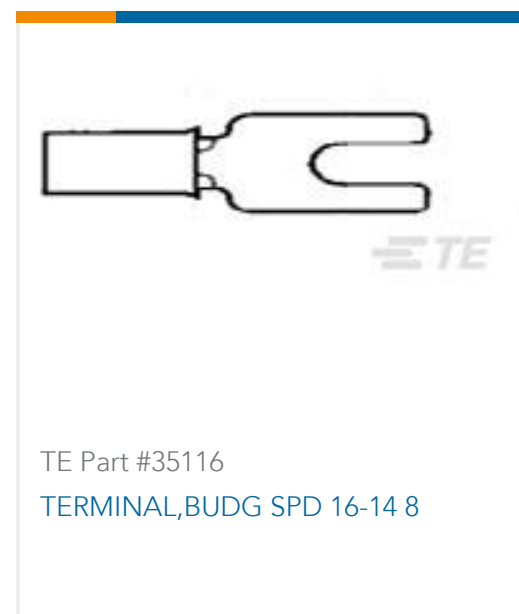


## Also in the Series | Micro Relay A



## Customers Also Bought





## Documents

### CAD Files

3D PDF

3D

Customer View Model

[ENG\\_CVM\\_CVM\\_4-1904124-3\\_A.2d\\_dxf.zip](#)

English

Customer View Model

[ENG\\_CVM\\_CVM\\_4-1904124-3\\_A.3d\\_igs.zip](#)

English

Customer View Model

[ENG\\_CVM\\_CVM\\_4-1904124-3\\_A.3d\\_stp.zip](#)

English

By downloading the CAD file I accept and agree to the [Terms and Conditions](#) of use.

### Datasheets & Catalog Pages

[Automotive Relay Application Notes](#)

English

### Product Specifications

[Definitions General Purpose Relays](#)

English