



Products Unlimited | Products Unlimited 3100


TE Internal #: 4-1611022-7

TE Internal Description: 3100-30K16999CJ=CONTACTOR

AC Coil DP Contactors, 3 Pole, 20-40 FLA

[View on TE.com >](#)

Relays, Contactors & Switches > Contactors > Definite Purpose Contactors > AC Coil DP Contactors, 3 Pole, 20-40 FLA



Pole Configuration: **3**

Definite Purpose Contactor Coil Voltage Rating: **208 – 240 VAC**

Definite Purpose Contactor Contact Current Rating: **50 A**

Definite Purpose Contactor Mounting Type: **Panel**

Definite Purpose Contactor Contact Arrangement: **3 Form X, 3PST-NO-DM**

[All AC Coil DP Contactors, 3 Pole, 20-40 FLA \(0\)](#)

Features

Product Type Features

| | |
|------------------------|--------------------------|
| Molded | Yes |
| Product Category | Electromechanical Relays |
| Product Type | Contactors |
| Arc Cover | With |
| Product Classification | Relays - Contactors |
| Model | 93 |
| Contactors Type | Definite Purpose |
| Terminal Configuration | Box Lug, Quick Connect |

Configuration Features

| | |
|--------------------------------------|---------|
| Auxiliary Switch Contact Arrangement | Without |
|--------------------------------------|---------|

Electrical Characteristics

| | |
|--|---------------|
| Actuating System | AC |
| Coil Voltage (Max) | 240 VAC |
| Definite Purpose Contactor Coil Voltage Rating | 208 – 240 VAC |
| Definite Purpose Contactor Coil Resistance | 175 Ω |
| Definite Purpose Contactor Contact Switching Voltage (Max) | 600 VAC |

Contact Features

| | |
|--|--|
| | |
|--|--|

| | |
|---|----------------------|
| Contact Base Material | Silver Cadmium Oxide |
| Pole Configuration | 3 |
| Definite Purpose Contactor Contact Current Rating | 50 A |
| Definite Purpose Contactor Contact Arrangement | 3 Form X, 3PST-NO-DM |

Termination Features

| | |
|------------------|---------------------------|
| Coil Termination | 6-32 Screw, Quick Connect |
|------------------|---------------------------|

Mechanical Attachment

| | |
|--|-------|
| Mounting Plate | With |
| Definite Purpose Contactor Mounting Type | Panel |

Dimensions

| | |
|-----------|-----------------------------|
| Wire Size | 2.08 – 33.6 mm ² |
|-----------|-----------------------------|

Industry Standards

| | |
|------------------------|---|
| UL Flammability Rating | UL 94V-0 |
| Agency Approval | CSA Certified, SEMKO Certified, UL Recognized |

Packaging Features

| | |
|------------------|-------------|
| Packaging Method | Loose Piece |
|------------------|-------------|

Other

| | |
|--------|-----------|
| Torque | 50 in-lbs |
|--------|-----------|

Product Compliance

[For compliance documentation, visit the product page on TE.com>](#)

| | |
|---|--|
| EU RoHS Directive 2011/65/EU | Compliant with Exemptions |
| EU ELV Directive 2000/53/EC | Not Compliant |
| China RoHS 2 Directive MIIT Order No 32, 2016 | Restricted Materials Above Threshold |
| EU REACH Regulation (EC) No. 1907/2006 | Current ECHA Candidate List: JUNE 2023 (235) Candidate List Declared Against: JUNE 2022 (224) SVHC > Threshold: Cadmium oxide (12.06% in Component Part) Article Safe Usage Statements: Use personal protective equipment as required. Do not eat, drink or smoke when using this product. Recycle if possible and dispose of the article by following all applicable governmental regulations relevant to your geographic location. |
| Halogen Content | Not Yet Reviewed for halogen content |

Solder Process Capability

Not applicable for solder process capability


Product Compliance Disclaimer

This information is provided based on reasonable inquiry of our suppliers and represents our current actual knowledge based on the information they provided. This information is subject to change. The part numbers that TE has identified as EU RoHS compliant have a maximum concentration of 0.1% by weight in homogenous materials for lead, hexavalent chromium, mercury, PBB, PBDE, DBP, BBP, DEHP, DIBP, and 0.01% for cadmium, or qualify for an exemption to these limits as defined in the Annexes of Directive 2011/65/EU (RoHS2). Finished electrical and electronic equipment products will be CE marked as required by Directive 2011/65/EU. Components may not be CE marked. Additionally, the part numbers that TE has identified as EU ELV compliant have a maximum concentration of 0.1% by weight in homogenous materials for lead, hexavalent chromium, and mercury, and 0.01% for cadmium, or qualify for an exemption to these limits as defined in the Annexes of Directive 2000/53/EC (ELV). Regarding the REACH Regulation, the information TE provides on SVHC in articles for this part number is based on the latest European Chemicals Agency (ECHA) 'Guidance on requirements for substances in articles' posted at this URL: <https://echa.europa.eu/guidance-documents/guidance-on-reach>

Compatible Parts




TE Part # 175022-1
250 PL EX REC. 18-14AWG PTBR



TE Part # 1611349-1
34300-332=AUXILIARY SWITCH 1N.

Also in the Series | Products Unlimited 3100



Definite Purpose Contactors(2)

Customers Also Bought



TE Part #206070-8
CABLE CLAMP KIT #17



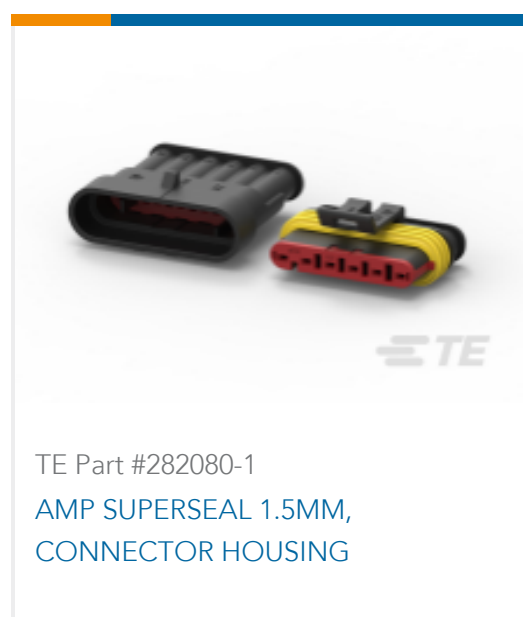
TE Part #DT04-2P
REC, 2P, GRY, N



TE Part #DT06-2S
PLG, 2P, GRY, N



TE Part #W2P
Wedgelocks: DEUTSCH DT



Documents

CAD Files

[3D PDF](#)

3D

Customer View Model

[ENG_CVM_CVM_4-1611022-7_O.2d_dxf.zip](#)

English

Customer View Model

[ENG_CVM_CVM_4-1611022-7_O.3d_igs.zip](#)

English

Customer View Model

[ENG_CVM_CVM_4-1611022-7_O.3d_stp.zip](#)

English

By downloading the CAD file I accept and agree to the [Terms and Conditions](#) of use.

Datasheets & Catalog Pages

[Model 93 - 3100 Definite Purpose Contactor 3-pole, 50-60 FLA AC Coil](#)

English