

4-1534797-2 ✓ ACTIVE

AMP DUOPLUG


TE Internal #: 4-1534797-2

Standard Edge Connectors, Wire-to-Board, 12 Position, .098 in [2.5 mm] Centerline, Insulation Displacement (IDC), 1 Row, Natural, PA 6 GF

[View on TE.com >](#)



Connectors > PCB Connectors > Card Edge Connectors > Standard Edge Connectors



Connector System: **Wire-to-Board**

Number of Positions: **12**

Centerline (Pitch): **2.5 mm [.098 in]**

Termination Method to Wire & Cable: **Insulation Displacement (IDC)**

Number of Rows: **1**

Features

Product Type Features

Connector System	Wire-to-Board
Connector & Housing Type	Receptacle
Connector & Contact Terminates To	Printed Circuit Board

Configuration Features

Card Entry Style	Side
Compatible With Wire & Cable Type	Discrete Wire
Number of Positions	12
Number of Rows	1
Connector Contact Load Condition	Fully Loaded
PCB Mount Orientation	Right Angle

Electrical Characteristics

Operating Voltage	50 VAC, 250 VAC
-------------------	-----------------

Body Features

Primary Product Color	Natural
-----------------------	---------



Contact Features

Contact Retention Within Housing	With
Contact Type	Socket
Contact Mating Area Plating Material Thickness	3 – 6 µm
Contact Mating Area Plating Material	Tin
PCB Contact Termination Area Plating Material	Tin
Contact Base Material	Copper Tin Alloy
Contact Current Rating (Max)	2 A

Termination Features

Termination Method to Wire & Cable	Insulation Displacement (IDC)
------------------------------------	-------------------------------

Mechanical Attachment

Mating Alignment Type	Keyed
Mating Retention	Without
Mating Alignment	With
Contact Retention Type Within Housing	Locking Lance
PCB Mount Retention	Without
Connector Mounting Type	Cable Mount (Free-Hanging)

Housing Features

Housing Entry Configuration	Both Ends Open
Centerline (Pitch)	2.5 mm [.098 in]
Housing Material	PA 6 GF

Dimensions

Connector Height	7.3 mm [.287 in]
PCB Thickness (Recommended)	1.5 mm [.059 in]
Compatible Insulation Diameter Range	1.2 – 1.6 mm [.047 – .063 in]
Wire Size	.22 – .35 mm ²

Usage Conditions

Operating Temperature Range	-40 – 110 °C [-40 – 230 °F]
-----------------------------	-----------------------------

Operation/Application

Circuit Application	Signal
---------------------	--------

Industry Standards

--	--



Agency/Standard	UL
UL Flammability Rating	UL 94V-2

Packaging Features

Packaging Quantity	4928
Packaging Method	Box

Product Compliance

[For compliance documentation, visit the product page on TE.com>](#)

EU RoHS Directive 2011/65/EU	Compliant
EU ELV Directive 2000/53/EC	Compliant
China RoHS 2 Directive MIIT Order No 32, 2016	No Restricted Materials Above Threshold
EU REACH Regulation (EC) No. 1907/2006	Current ECHA Candidate List: JUNE 2023 (235) Candidate List Declared Against: JUNE 2023 (235) Does not contain REACH SVHC
Halogen Content	Not Low Halogen - contains Br or Cl > 900 ppm.
Solder Process Capability	Not applicable for solder process capability

Product Compliance Disclaimer

This information is provided based on reasonable inquiry of our suppliers and represents our current actual knowledge based on the information they provided. This information is subject to change. The part numbers that TE has identified as EU RoHS compliant have a maximum concentration of 0.1% by weight in homogenous materials for lead, hexavalent chromium, mercury, PBB, PBDE, DBP, BBP, DEHP, DIBP, and 0.01% for cadmium, or qualify for an exemption to these limits as defined in the Annexes of Directive 2011/65/EU (RoHS2). Finished electrical and electronic equipment products will be CE marked as required by Directive 2011/65/EU. Components may not be CE marked. Additionally, the part numbers that TE has identified as EU ELV compliant have a maximum concentration of 0.1% by weight in homogenous materials for lead, hexavalent chromium, and mercury, and 0.01% for cadmium, or qualify for an exemption to these limits as defined in the Annexes of Directive 2000/53/EC (ELV). Regarding the REACH Regulation, the information TE provides on SVHC in articles for this part number is based on the latest European Chemicals Agency (ECHA) 'Guidance on requirements for substances in articles' posted at this URL: <https://echa.europa.eu/guidance-documents/guidance-on-reach>

Compatible Parts



TE Part # 3-1534797-2
AMP DUOPLUG MK2 CONNECTOR
12P




TE Part # 3-1534796-0
AMP DUOPLUG MK2 CONNECTOR
10P




TE Part # 3-1534797-1
AMP DUOPLUG MK2 CONNECTOR
10P



TE Part # 1-1740501-3
AMP DUOPLUG2.5 MK II HOUSING
W. PCB LOCK



TE Part # 3-1534796-4
AMP DUOPLUG MK2 CONNECTOR
4P S



TE Part # 3-1534796-3
AMP DUOPLUG MK2 CONNECTOR 3P



TE Part # 3-1534797-3
AMP DUOPLUG MK2 CONNECTOR
13P



TE Part # 3-1534797-4
AMP DUOPLUG MK2 CONNECTOR
14P



TE Part # 9-1740154-3
DUOPLUG MKII FEMALE HSG WITH
PCB LOCKING



TE Part # 9-1740154-6
DUOPLUG MKII FEMALE HSG WITH
PCB LOCKING

Customers Also Bought



TE Part #1-176282-1
AMP UNIVERSAL POWER CAP 2P



TE Part #350561-1
UMNL PIN 24-18 .0126 PTPBR




TE Part #175149-2
AMP UNIVE. POWER CONN TAB
CONT




TE Part #1742883-1
187 FASTON, REC., 20-16 AWG, NPST



TE Part #322447
TERMINAL, SOLIS R 12-10 4



TE Part #1740533-2
AMP DUOPLUG POW CONN .2POS
W.PCB LOCKING



TE Part #2005543-6
BLOWER MOTOR 3P DBL BLUE



TE Part #3-480699-0
02P UMNL CAP HSG NATL



Documents

Product Drawings

[DUOPLUG MARK II CONNECTOR](#)

English

[DUOPLUG MARK II CONNECTOR](#)

English

CAD Files

[3D PDF](#)

3D

Customer View Model

[ENG_CVM_CVM_4-1534797-2_A.2d_dxf.zip](#)

English

Customer View Model

[ENG_CVM_CVM_4-1534797-2_A.3d_igs.zip](#)

English

Customer View Model

[ENG_CVM_CVM_4-1534797-2_A.3d_stp.zip](#)

English

By downloading the CAD file I accept and agree to the [Terms and Conditions](#) of use.

Datasheets & Catalog Pages

[1654742_HOUSEHOLD_APPLIANCES_RAST2.5](#)

English

Product Specifications

[Application Specification](#)

English

Product Environmental Compliance

[TE Material Declaration](#)

English

Agency Approvals

[VDE Certificate](#)

English

[VDE Certificate](#)

4-1534797-2

Standard Edge Connectors, Wire-to-Board, 12 Position, .098 in [2.5 mm] Centerline,
Insulation Displacement (IDC), 1 Row, Natural, PA 6 GF



English