

# OJ-SS-124LMH,000 ✓ ACTIVE

OEG | OEG Miniature PCB Relay OJ/OJE


TE Internal #: 4-1419144-4

Power Relays, Standard, Monostable, DC, 200 mW Coil Power Rating DC, 2880  $\Omega$  Coil Resistance, OEG Miniature PCB Relay OJ/OJE

[View on TE.com >](#)



Relays, Contactors & Switches > Relays > Power Relays > STD OEG Miniature PCB OJ/OJE Pow Relays



Power Relay Type: **Standard**

Coil Magnetic System: **Monostable, DC**

Coil Power Rating DC: **200 mW**

Coil Resistance: **2880  $\Omega$**

Coil Special Features: **UL Coil Insulation Class E**

[All STD OEG Miniature PCB OJ/OJE Pow Relays \(65\)](#)

## Features

### Product Type Features

Power Relay Type	Standard
------------------	----------

### Electrical Characteristics

Insulation Initial Dielectric Between Coil & Contact Class	3500 – 4000 V
Insulation Initial Dielectric Between Open Contacts	750 Vrms
Contact Limiting Making Current	8 A
Contact Limiting Short-Time Current	8 A
Contact Limiting Continuous Current	8 A
Insulation Creepage Class	5.5 – 8 mm
Coil Power Rating Class	150 – 200 mW
Insulation Initial Dielectric Between Contacts & Coil	4000 Vrms
Insulation Creepage Between Contact & Coil	9.4 mm[.37 in]
Contact Limiting Breaking Current	8 A
Coil Magnetic System	Monostable, DC



Coil Power Rating DC	200 mW
Coil Resistance	2880 $\Omega$
Coil Special Features	UL Coil Insulation Class E
Coil Voltage Rating	24 VDC
Contact Switching Load (Min)	100mA @ 5V
Contact Switching Voltage (Max)	30 VDC
Contact Voltage Rating	30 VDC

### Body Features

Insulation Special Features	Tracking Index of Relay Base PTI250
Product Weight	9 g[.318 oz]

### Contact Features

Contact Arrangement	1 Form A (NO)
Contact Current Class	5 – 10 A, 16 A
Contact Current Rating (Max)	8 A
Contact Material	AgCdO
Contact Number of Poles	1
Relay Terminal Type	PCB-THT

### Termination Features

Relay Termination Type	Through Hole
------------------------	--------------

### Mechanical Attachment

Relay Mounting Type	Printed Circuit Board
---------------------	-----------------------

### Dimensions

Length Class (Mechanical)	16 – 20 mm
Insulation Clearance Class	2.5 – 4 mm
Height Class (Mechanical)	14 – 15 mm
Insulation Clearance Between Contact & Coil	7.7 mm[.303 in]
Width Class (Mechanical)	10 – 12 mm
Product Width	10.2 mm[.4 in]
Product Length	18.2 mm[.717 in]
Product Height	14.7 mm[.579 in]

### Usage Conditions

Environmental Ambient Temperature Class	50 – 70 $^{\circ}$ C
---	----------------------



Environmental Ambient Temperature (Max)

70 °C[158 °F]

### Packaging Features

Packaging Method

Box &amp; Tray, Tray

### Product Compliance

For compliance documentation, visit the product page on [TE.com](https://www.te.com)>

EU RoHS Directive 2011/65/EU

Compliant with Exemptions

EU ELV Directive 2000/53/EC

Compliant

China RoHS 2 Directive MIIT Order No 32, 2016

Restricted Materials Above Threshold

EU REACH Regulation (EC) No. 1907/2006

Current ECHA Candidate List: JUNE 2023 (235)

Candidate List Declared Against: JUNE 2023 (235)

SVHC &gt; Threshold:

Cadmium oxide (4.75% in Component Part)

**Article Safe Usage Statements:**

Use personal protective equipment as required. Do not eat, drink or smoke when using this product. Recycle if possible and dispose of the article by following all applicable governmental regulations relevant to your geographic location.

Halogen Content

Not Low Halogen - contains Br or Cl &gt; 900 ppm.

Solder Process Capability

Wave solder capable to 265°C

#### Product Compliance Disclaimer


This information is provided based on reasonable inquiry of our suppliers and represents our current actual knowledge based on the information they provided. This information is subject to change. The part numbers that TE has identified as EU RoHS compliant have a maximum concentration of 0.1% by weight in homogenous materials for lead, hexavalent chromium, mercury, PBB, PBDE, DBP, BBP, DEHP, DIBP, and 0.01% for cadmium, or qualify for an exemption to these limits as defined in the Annexes of Directive 2011/65/EU (RoHS2). Finished electrical and electronic equipment products will be CE marked as required by Directive 2011/65/EU. Components may not be CE marked. Additionally, the part numbers that TE has identified as EU ELV compliant have a maximum concentration of 0.1% by weight in homogenous materials for lead, hexavalent chromium, and mercury, and 0.01% for cadmium, or qualify for an exemption to these limits as defined in the Annexes of Directive 2000/53/EC (ELV). Regarding the REACH Regulation, the information TE provides on SVHC in articles for this part number is based on the latest European Chemicals Agency (ECHA) 'Guidance on requirements for substances in articles' posted at this URL: <https://echa.europa.eu/guidance-documents/guidance-on-reach>

### Compatible Parts



TE Part # CAT-OE4-OJ1  
STD OEG Miniature PCB OJ/OJE Pow Relays

## Also in the Series | OEG Miniature PCB Relay OJ/OJE



Power Relays(67)

## Customers Also Bought



TE Part #211767-1  
17-9 CPC RECEPT



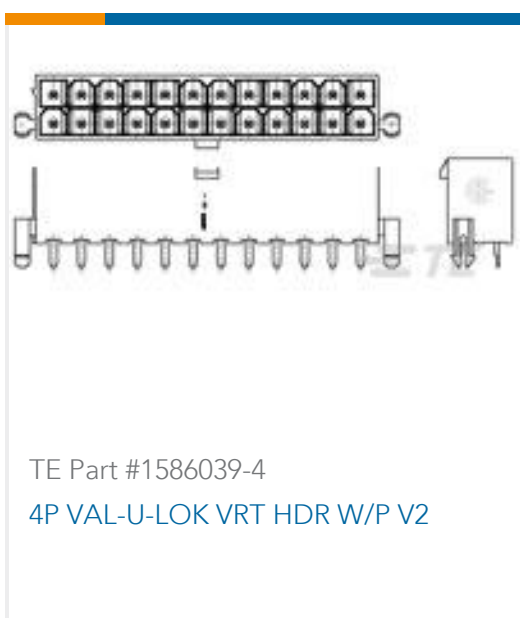
TE Part #1-1415899-7  
RZ03-1A4-D024



TE Part #9-1419128-8  
OJ-SH-112LMH,000



TE Part #1437566-4  
FSMSMTR=TACT SWITCH



TE Part #1586039-4  
4P VAL-U-LOK VRT HDR W/P V2



TE Part #1437566-3  
FSMSM=3.5X6 SMT TACT



TE Part #T2050001016-000  
CNM-16



TE Part #1649329-6  
RTE24024

## Documents

[Product Drawings](#)  
[OJ-SS-124LMH,000](#)

English

[CAD Files](#)  
[3D PDF](#)  
3D



### Customer View Model

[ENG\\_CVM\\_CVM\\_4-1419144-4\\_K.2d\\_dxf.zip](#)

English

### Customer View Model

[ENG\\_CVM\\_CVM\\_4-1419144-4\\_K.3d\\_igs.zip](#)

English

### Customer View Model

[ENG\\_CVM\\_CVM\\_4-1419144-4\\_K.3d\\_stp.zip](#)

English

By downloading the CAD file I accept and agree to the [Terms and Conditions](#) of use.

## Datasheets & Catalog Pages

[OJ\\_OJE Series Relay Data Sheet English](#)

English

## Product Specifications

[Definitions General Purpose Relays](#)

English

[OJ-SS-124LMH,000 Spec Sheet](#)

Japanese

## Product Environmental Compliance

[Product Compliance](#)

English

[Product Compliance](#)

English