

4-1415535-9 ✓ ACTIVE

SCHRACK | SCHRACK Miniature PCB Relay PE bistable

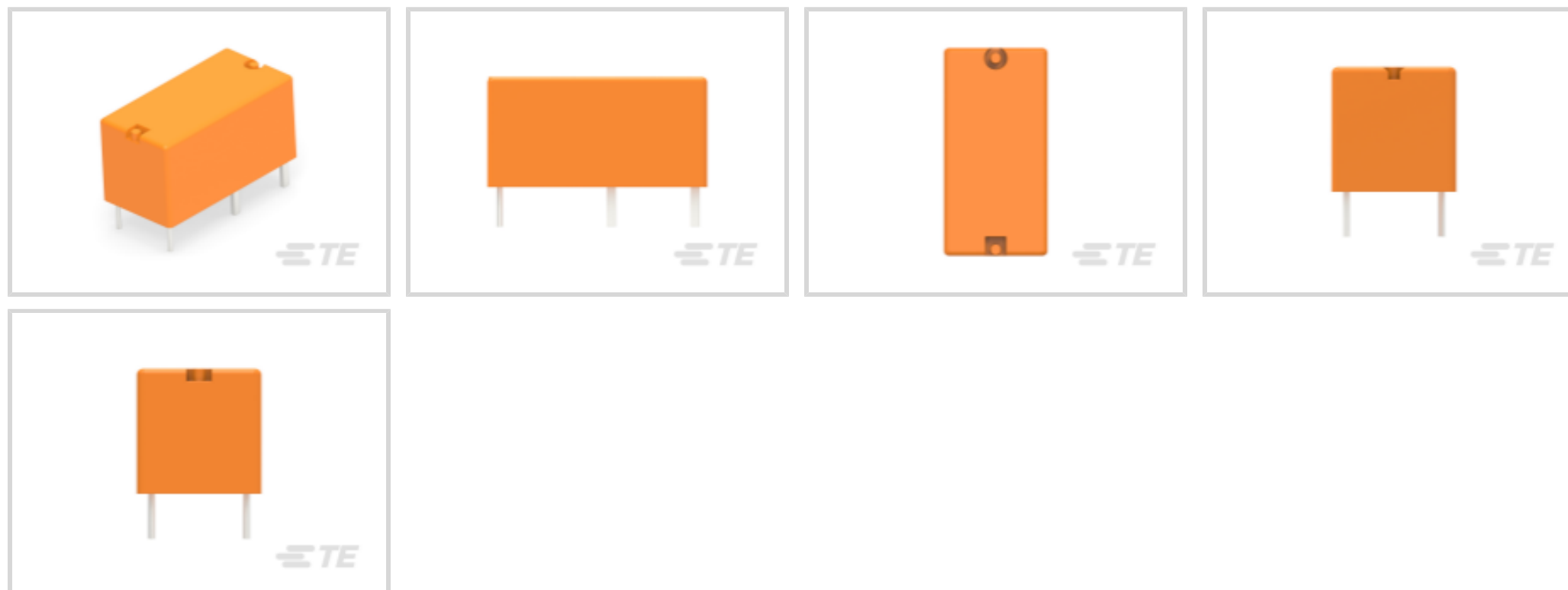
TE Internal #: 4-1415535-9

Power Relays, Standard, Monostable, DC, 210 mW Coil Power Rating DC, 685 Ω Coil Resistance, SCHRACK Miniature PCB Relay PE bistable

[View on TE.com >](#)



Relays, Contactors & Switches > Relays > Power Relays



Power Relay Type: **Standard**

Coil Magnetic System: **Monostable, DC**

Coil Power Rating DC: **210 mW**

Coil Resistance: **685 Ω**

Coil Special Features: **UL Coil Insulation Class F**

Features

Product Type Features

Power Relay Type	Standard
------------------	----------

Electrical Characteristics

Insulation Initial Dielectric Between Coil & Contact Class	3500 – 4000 V
Insulation Initial Dielectric Between Open Contacts	1000 Vrms
Contact Limiting Making Current	6 A
Contact Limiting Short-Time Current	6 A
Contact Limiting Continuous Current	6 A
Insulation Creepage Class	3 – 5.5 mm
Coil Power Rating Class	200 – 300 mW
Insulation Initial Dielectric Between Contacts & Coil	4000 Vrms
Insulation Initial Resistance	10000000 M Ω
Insulation Creepage Between Contact & Coil	4 mm [.157 in]
Contact Limiting Breaking Current	6 A
Coil Magnetic System	Monostable, DC

Coil Power Rating DC	210 mW
Coil Resistance	685 Ω
Coil Special Features	UL Coil Insulation Class F
Coil Voltage Rating	12 VDC
Contact Switching Load (Min)	10mA @ 12V
Contact Switching Voltage (Max)	400 VAC
Contact Voltage Rating	250 VAC

Body Features

Insulation Special Features	Tracking Index of Relay Base PTI250
Product Weight	5 g[.1764 oz]

Contact Features

Contact Plating Material	Silver Nickel
Contact Arrangement	1 Form A (NO)
Contact Current Class	5 – 10 A, 16 A
Contact Current Rating (Max)	6 A
Contact Material	AgNi90/10
Contact Number of Poles	1
Relay Terminal Type	PCB-THT

Mechanical Attachment

Relay Mounting Type	Printed Circuit Board
---------------------	-----------------------

Dimensions

Length Class (Mechanical)	16 – 20 mm
Insulation Clearance Class	2.5 – 4 mm
Height Class (Mechanical)	9 – 10 mm
Insulation Clearance Between Contact & Coil	3.2 mm[.126 in]
Width Class (Mechanical)	8 – 10 mm
Product Width	10 mm[.394 in]
Product Length	20 mm[.787 in]
Product Height	10 mm[.394 in]

Usage Conditions

Environmental Ambient Temperature Class	70 – 85 $^{\circ}$ C
Environmental Ambient Temperature (Max)	85 $^{\circ}$ C[185 $^{\circ}$ F]



Packaging Features

Packaging Method	Box & Tube, Carton
------------------	--------------------

Product Compliance





[For compliance documentation, visit the product page on TE.com>](#)

EU RoHS Directive 2011/65/EU	Compliant
EU ELV Directive 2000/53/EC	Compliant
China RoHS 2 Directive MIIT Order No 32, 2016	No Restricted Materials Above Threshold
EU REACH Regulation (EC) No. 1907/2006	Current ECHA Candidate List: JUNE 2023 (235) Candidate List Declared Against: JUNE 2023 (235) Does not contain REACH SVHC
Halogen Content	Not Low Halogen - contains Br or Cl > 900 ppm.
Solder Process Capability	Wave solder capable to 260°C

Product Compliance Disclaimer

This information is provided based on reasonable inquiry of our suppliers and represents our current actual knowledge based on the information they provided. This information is subject to change. The part numbers that TE has identified as EU RoHS compliant have a maximum concentration of 0.1% by weight in homogenous materials for lead, hexavalent chromium, mercury, PBB, PBDE, DBP, BBP, DEHP, DIBP, and 0.01% for cadmium, or qualify for an exemption to these limits as defined in the Annexes of Directive 2011/65/EU (RoHS2). Finished electrical and electronic equipment products will be CE marked as required by Directive 2011/65/EU. Components may not be CE marked. Additionally, the part numbers that TE has identified as EU ELV compliant have a maximum concentration of 0.1% by weight in homogenous materials for lead, hexavalent chromium, and mercury, and 0.01% for cadmium, or qualify for an exemption to these limits as defined in the Annexes of Directive 2000/53/EC (ELV). Regarding the REACH Regulation, the information TE provides on SVHC in articles for this part number is based on the latest European Chemicals Agency (ECHA) 'Guidance on requirements for substances in articles' posted at this URL: <https://echa.europa.eu/guidance-documents/guidance-on-reach>

Compatible Parts

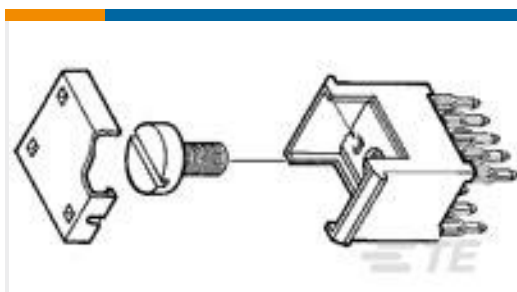

 <p>TE Part # 2-1393219-4 PE035012</p>	 <p>TE Part # 4-1415535-8 PE034009</p>	 <p>TE Part # 5-1415535-0 PE034018</p>	 <p>TE Part # 5-1415535-4 PE033012</p>
---	---	---	---

Also in the Series | **SCHRACK Miniature PCB Relay PE bistable**



Power Relays(40)

Customers Also Bought

TE Part #3-1415054-1
SR4M4048TE Part #2102737-1
BP, Right End, MULTIGIG RT 2RTE Part #5-1393239-4
RT214012TE Part #215460-4
MICRO-MATCH FEM.SETE Part #5055557-4
10 POWER TAP ASSY .100TE Part #8-2176415-1
8W STD M/OX 5% 62KTE Part #1-188685-2
STD TIMER PCB CONTACTTE Part #1-1478979-0
SMA STR PCB SKT GSS

Documents

CAD Files

Customer View Model

[ENG_CVM_CVM_4-1415535-9_C2.3d_igs.zip](#)

English

Customer View Model

[ENG_CVM_CVM_4-1415535-9_C2.3d_stp.zip](#)

English

Customer View Model

[ENG_CVM_CVM_4-1415535-9_C2.2d_dxf.zip](#)

English

3D PDF

3D

By downloading the CAD file I accept and agree to the [Terms and Conditions](#) of use.

Datasheets & Catalog Pages

Lighting Relays Guide

English



Miniature PCB Relay PE

English

Product Specifications

Definitions General Purpose Relays

English

Product Environmental Compliance

TE Material Declaration

English

Agency Approvals

VDE Certificate

English