

35345 ✓ ACTIVE

PIDG


TE Internal #: 35345

Closed Ring Tongue Terminal, 12 – 10 AWG, M6 Stud Size, 6.73 mm [.265 in] Stud Diameter, Closed Barrel, Straight, Tin, Partially Insulated, PIDG

[View on TE.com >](#)



Terminals & Splices > Ring Terminals > PIDG Ring Tongue Terminals



Ring Terminal Product Type: Closed Ring Tongue Terminal

Wire Size: 5180 – 13100 CMA

Stud Size: M6

[All PIDG Ring Tongue Terminals \(414\)](#)

Features

Product Type Features

Ring Terminal Product Type	Closed Ring Tongue Terminal
Stud Size	M6
Sealable	No
Wire Insulation Support Retention Type	Insulation Support

Configuration Features

Number of Holes	1
-----------------	---

Electrical Characteristics

Voltage Rating	300 V
----------------	-------

Body Features

Product Weight	3.15 g
----------------	--------

Contact Features

Barrel Type	Closed
Terminal Orientation	Straight

Terminal Plating Material	Tin
---------------------------	-----

Mechanical Attachment

Wire Insulation Support	With
-------------------------	------

Dimensions

Wire Size	5180 – 13100 CMA
-----------	------------------

Stud Diameter	6.73 mm [.265 in]
---------------	-------------------

Tongue Thickness	1.07 mm [.042 in]
------------------	-------------------

Product Length	36 mm [1.42 in]
----------------	-----------------

Compatible Insulation Diameter (Max)	7.62 mm [.3 in]
--------------------------------------	-----------------

Compatible Insulation Diameter Range	4.32 – 7.62 mm [.17 – .3 in]
--------------------------------------	------------------------------

Usage Conditions

Insulation Option	Partially Insulated
-------------------	---------------------

Operating Temperature Range	105 °C [221 °F]
-----------------------------	-----------------

Operation/Application

Compatible With Wire Base Material	Copper
------------------------------------	--------

Compatible With Wire Plating Material	Tin
---------------------------------------	-----

Industry Standards

Government Qualified Terminal	No
-------------------------------	----

Packaging Features

Packaging Quantity	500
--------------------	-----

Packaging Method	Loose Piece
------------------	-------------

Other

Terminals & Splices Comment	Oversize expansions provided in insulation only.
-----------------------------	--

Product Compliance

[For compliance documentation, visit the product page on TE.com>](#)

EU RoHS Directive 2011/65/EU	Compliant
------------------------------	-----------

EU ELV Directive 2000/53/EC	Compliant
-----------------------------	-----------

China RoHS 2 Directive MIIT Order No 32, 2016	No Restricted Materials Above Threshold
---	---

EU REACH Regulation (EC) No. 1907/2006	Current ECHA Candidate List: JUNE 2023 (235)
--	--



Candidate List Declared Against: JUNE 2023 (235)
Does not contain REACH SVHC

Halogen Content	Not Low Halogen - contains Br or Cl > 900 ppm.
Solder Process Capability	Not applicable for solder process capability

Product Compliance Disclaimer

This information is provided based on reasonable inquiry of our suppliers and represents our current actual knowledge based on the information they provided. This information is subject to change. The part numbers that TE has identified as EU RoHS compliant have a maximum concentration of 0.1% by weight in homogenous materials for lead, hexavalent chromium, mercury, PBB, PBDE, DBP, BBP, DEHP, DIBP, and 0.01% for cadmium, or qualify for an exemption to these limits as defined in the Annexes of Directive 2011/65/EU (RoHS2). Finished electrical and electronic equipment products will be CE marked as required by Directive 2011/65/EU. Components may not be CE marked. Additionally, the part numbers that TE has identified as EU ELV compliant have a maximum concentration of 0.1% by weight in homogenous materials for lead, hexavalent chromium, and mercury, and 0.01% for cadmium, or qualify for an exemption to these limits as defined in the Annexes of Directive 2000/53/EC (ELV). Regarding the REACH Regulation, the information TE provides on SVHC in articles for this part number is based on the latest European Chemicals Agency (ECHA) 'Guidance on requirements for substances in articles' posted at this URL: <https://echa.europa.eu/guidance-documents/guidance-on-reach>

Compatible Parts

TE Part # 59287-2
HHHT PIDG PG 12-10 ASSY

TE Part # 2392020-2
YELLOW BATTERY HHHT KIT 220V (59287-2)

TE Part # 2392020-1
YELLOW BATTERY HHHT KIT 110V (59287-2)

Also in the Series | PIDG

Compression Connectors(17)

Crimp Terminal Housings(1)

Crimp Wire Pins, Tabs & Ferrules(41)


Hand Crimping Tools(2)



Knife Disconnects(11)




PCB Terminals(7)




Quick Disconnects(49)



Ring Terminals(607)



Spade Terminals(231)



Special Purpose Terminals(1)

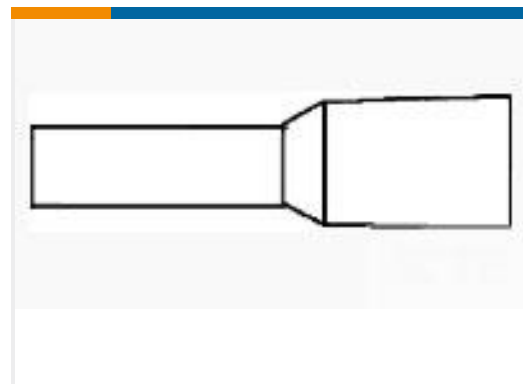


Splices(45)

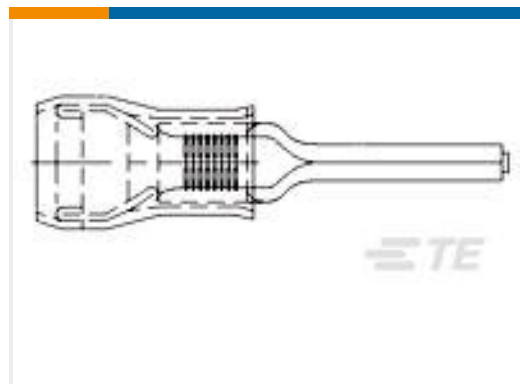
Customers Also Bought



TE Part #165046
PIDG Formed Wire Pins



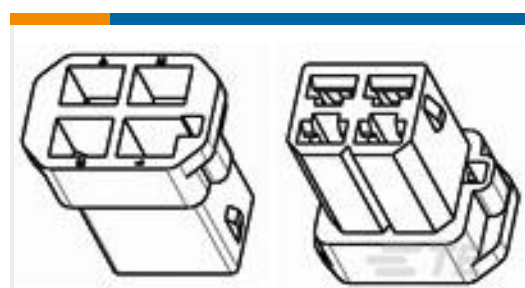
TE Part #2-966067-7
FER,WIRE,PL SLV,16.00/6,L18,BLUE,LP



TE Part #160404-2
TERM, WIRE PIN, PIDG, 12-10 AWG



TE Part #322313
TERMINAL,PI FLAG R 16-14HD 14



TE Part #626056
FASTIN-ON 110 HOUSING REC PA66 NATURAL



TE Part #1-1377174-3
SMP 0-0165046-0



TE Part #605742-1
CABLE CUTTER - 500 MCM (FIBER)



TE Part #YDTS33Z11NV0010000
CAP ASSEMBLY

Documents

Product Drawings

[TERMINAL,PIDG R 12-10 1/4](#)

English

CAD Files

[3D PDF](#)

[3D](#)

[Customer View Model](#)

[ENG_CVM_CVM_35345_J.2d_dxf.zip](#)



English

Customer View Model

[ENG_CVM_CVM_35345_J.3d_igs.zip](#)

English

Customer View Model

[ENG_CVM_CVM_35345_J.3d_stp.zip](#)

English

Customer View Model

[ENG_CVM_35345_E.3d_igs.zip](#)

English

Customer View Model

[ENG_CVM_35345_E.3d_stp.zip](#)

English

Customer View Model

[ENG_CVM_35345_E.2d_dxf.zip](#)

English

[3D PDF](#)

English

By downloading the CAD file I accept and agree to the [Terms and Conditions](#) of use.

Product Specifications

[Application Specification](#)

English

Product Environmental Compliance

[MD_35345_04212016257_dmtec](#)

English

[MD_35345_04212016257_dmtec](#)

English

Agency Approvals

[UL Report](#)

English

[UL Report](#)

English