

TE Internal #: 35115

Splices, Closed End Splice, 22 – 14 AWG Wire Size, .3 – 2 mm² Wire Size, Serrated, .509 – 5.18 kcmil Wire Size, 509 – 5180 CMA Wire Size, Copper

[View on TE.com >](#)



Terminals & Splices > Splices



Wire Size: .3 – 2 mm²

Sealable: No

Splice Features: **Serrated**

Compatible Insulation Diameter Range: 6.35 mm [.25 in]

Features

Product Type Features

Splice Accessory Type	Splice
Sealable	No
Splice Type	Closed End Splice
Compatible With Discrete Wire Type	Solid, Stranded
Wire Insulation Support Retention Type	Insulation Support

Configuration Features

Compatible With Wire & Cable Type	Discrete Wire
-----------------------------------	---------------

Body Features

Product Weight	.554 g
Insulation Material	Nylon
Splice Features	Serrated

Contact Features

Terminal Plating Material	Tin
Contact Base Material	Copper
Barrel Type	Closed



Dimensions

Wire Size	509 – 5180 CMA
Compatible Insulation Diameter Range	6.35 mm[.25 in]
Terminal Material Thickness	.45 mm[.018 in]
Product Length	17.27 mm[.68 in]

Usage Conditions

Insulation Option	Fully Insulated
Operating Temperature Range	105 °C[221 °F]

Operation/Application

Compatible With Wire Base Material	Copper
------------------------------------	--------

Identification Marking

Splice Marking	ECN
----------------	-----

Industry Standards

Government Qualified Splice	No
-----------------------------	----

Packaging Features

Packaging Quantity	1000
Packaging Method	Loose Piece

Other

Terminals & Splices Comment	ECN-300V, 105°C.
-----------------------------	------------------

Product Compliance

[For compliance documentation, visit the product page on TE.com>](#)

EU RoHS Directive 2011/65/EU	Compliant
EU ELV Directive 2000/53/EC	Compliant
China RoHS 2 Directive MIIT Order No 32, 2016	No Restricted Materials Above Threshold
EU REACH Regulation (EC) No. 1907/2006	Current ECHA Candidate List: JUNE 2023 (235) Candidate List Declared Against: JUNE 2023 (235) Does not contain REACH SVHC
Halogen Content	Low Halogen - Br, Cl, F, I < 900 ppm per homogenous material. Also BFR/CFR/PVC Free
Solder Process Capability	Not applicable for solder process capability

Product Compliance Disclaimer

This information is provided based on reasonable inquiry of our suppliers and represents our current actual knowledge based on the information they provided. This information is subject to change. The part numbers that TE has identified as EU RoHS compliant have a maximum concentration of 0.1% by weight in homogenous materials for lead, hexavalent chromium, mercury, PBB, PBDE, DBP, BBP, DEHP, DIBP, and 0.01% for cadmium, or qualify for an exemption to these limits as defined in the Annexes of Directive 2011/65/EU (RoHS2). Finished electrical and electronic equipment products will be CE marked as required by Directive 2011/65/EU. Components may not be CE marked. Additionally, the part numbers that TE has identified as EU ELV compliant have a maximum concentration of 0.1% by weight in homogenous materials for lead, hexavalent chromium, and mercury, and 0.01% for cadmium, or qualify for an exemption to these limits as defined in the Annexes of Directive 2000/53/EC (ELV). Regarding the REACH Regulation, the information TE provides on SVHC in articles for this part number is based on the latest European Chemicals Agency (ECHA) 'Guidance on requirements for substances in articles' posted at this URL: <https://echa.europa.eu/guidance-documents/guidance-on-reach>

Compatible Parts



REPRESENTATION ONLY

TE Part # 45216
DAHT AMP CLOSED END SPLICES 22-14 ASSY



TE Part # 217212-1
PRO-CR ASSY, CES



TE Part # 217212-2
PRO-CR DIE, CES



TE Part # 45218
DIES ECV-ECN 18-16 DIE SET



TE Part # 5-1377173-8
SMP 0-0035115-0



TE Part # 48208
DAHT CLOSED END SPLICES 22-10 ASSY

Customers Also Bought



TE Part #3-643816-7
07P MTA100 CONN ASSY POL RIB



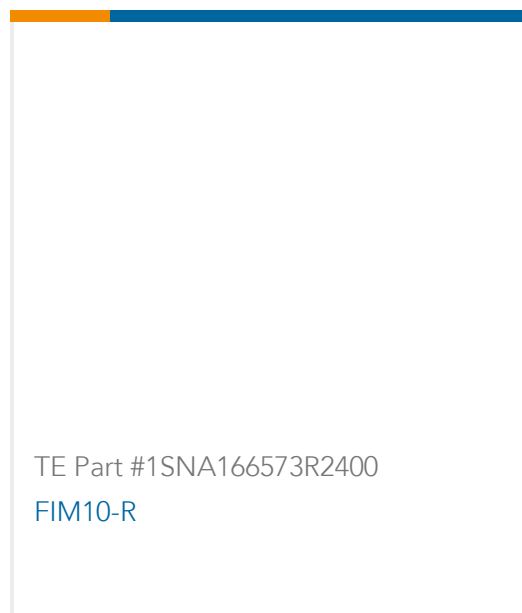
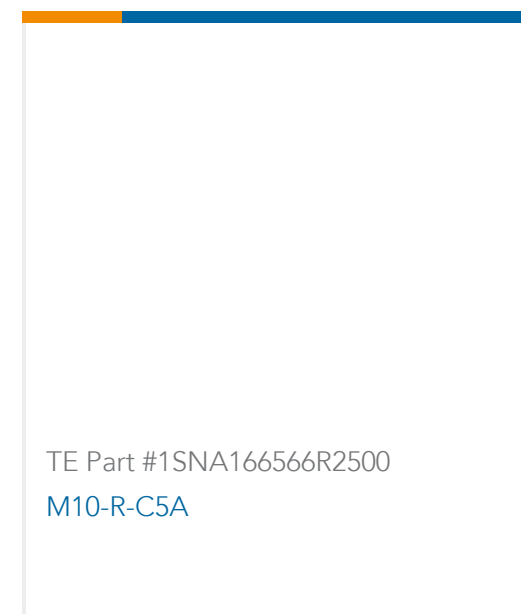
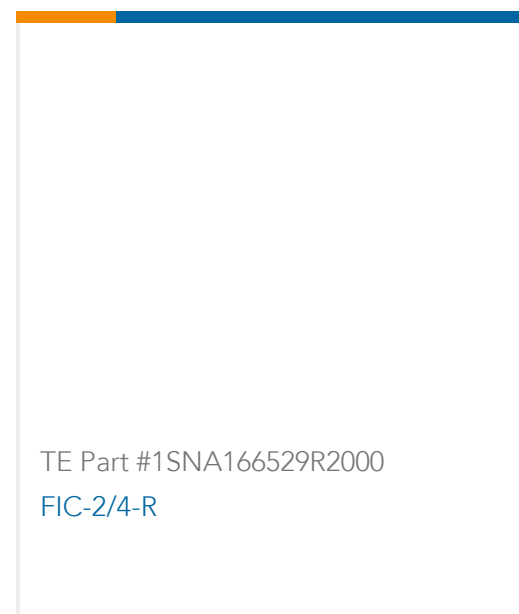
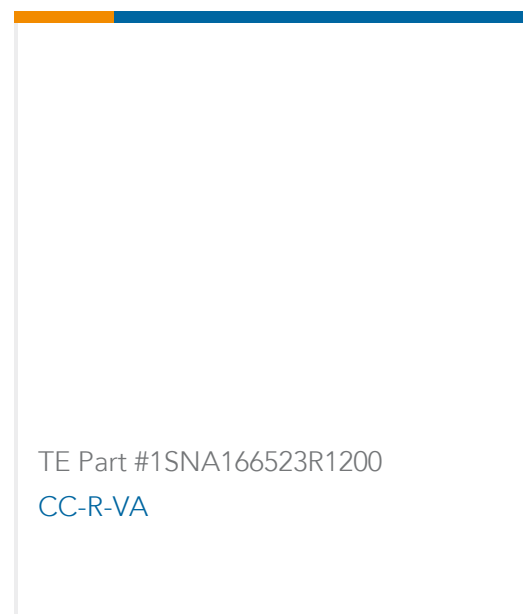
TE Part #459582-4
ANVIL, AMPLIVAR SPLICE



TE Part #CG3322-000
CI-TM60050



TE Part #2377780-1
36POS,AMP MCP 1.5K,REC HSG ASSY, UNSLD



Documents

Product Drawings

SPLICE,N CE 22-14

English

CAD Files

Customer View Model

[ENG_CVM_CVM_35115_AH.2d_dxf.zip](#)

English

3D PDF

3D

Customer View Model

[ENG_CVM_CVM_35115_AH.3d_igs.zip](#)

English

Customer View Model

[ENG_CVM_CVM_35115_AH.3d_stp.zip](#)

English

By downloading the CAD file I accept and agree to the [Terms and Conditions](#) of use.

Product Specifications

Application Specification

English

Product Environmental Compliance

[MD_35115_10092012115](#)

English

[MD_35115_10092012115](#)

English



Instruction Sheets

[Instruction Sheet \(U.S.\)](#)

English

Agency Approvals

[Agency Approval Document](#)

English