



SL-156

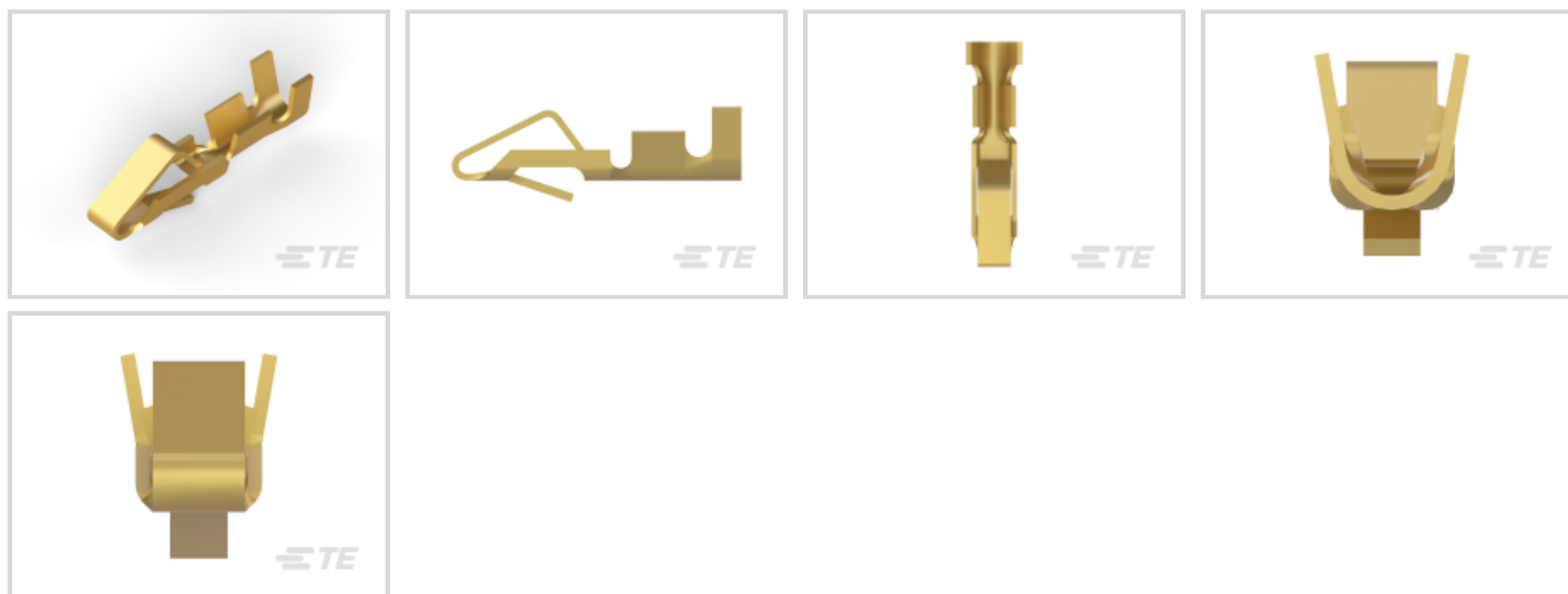
TE Internal #: 350980-3

Connector Contact, Socket, Wire-to-Wire / Wire-to-Board, 24 – 18 AWG Wire Size, .2 – .9 mm² Wire Size, Gold, Reel, Wire & Cable, 6.5 A, Signal, SL-156

[View on TE.com >](#)

Connectors > PCB Connectors > Wire-to-Board Connectors > Wire-to-Board Connector Contacts >

Wire-to-Board Connector Contacts: socket, wire size 30-16 AWG, SL 156



Contact Type: **Socket**

Connector System: **Wire-to-Board, Wire-to-Wire**

Wire Size: **.2 – .9 mm²**

Contact Mating Area Plating Material: **Gold**

[All Wire-to-Board Connector Contacts: socket, wire size 30-16 AWG, SL 156 \(23\)](#)

Features

Product Type Features

Applied Pressure	Low
Connector System	Wire-to-Board, Wire-to-Wire
Connector & Contact Terminates To	Wire & Cable

Configuration Features

Compatible With Wire & Cable Type	Discrete Wire
-----------------------------------	---------------

Electrical Characteristics

Operating Voltage	250 VAC
-------------------	---------

Contact Features

Mating Square Post Dimension	1.14 mm [.045 in]
Contact Retention Within Housing	With
Contact Underplating Material Thickness	1.27 μm [50 μin]
Wire Contact Termination Area Plating Thickness	.5 μm



Wire Contact Termination Area Plating Material	Gold
Contact Mating Area Plating Material Thickness	.76 µm[29.92 µin]
Contact Underplating Material	Nickel
Contact Base Material	Brass
Contact Type	Socket
Contact Mating Area Plating Material	Gold
Contact Current Rating (Max)	6.5 A

Termination Features

Termination Method to Wire & Cable	Crimp
------------------------------------	-------

Mechanical Attachment

Contact Retention Type Within Housing	Locking Lance
Wire Insulation Support	With
Connector Mounting Type	Cable Mount (Free-Hanging)

Dimensions

Compatible Insulation Diameter Range	2.8 mm[.11 in]
Wire Size	.2 – .9 mm ²

Usage Conditions

Operating Temperature Range	-55 – 105 °C[-67 – 221 °F]
-----------------------------	----------------------------

Operation/Application

Circuit Application	Signal
---------------------	--------

Packaging Features

Packaging Quantity	6000
Packaging Method	Reel

Other

Connector Contacts Comment	Recommended for 13 thru 24 position housings- any position acceptable.
----------------------------	--

Product Compliance

[For compliance documentation, visit the product page on TE.com>](#)

EU RoHS Directive 2011/65/EU	Compliant
EU ELV Directive 2000/53/EC	Compliant
China RoHS 2 Directive MIIT Order No 32, 2016	No Restricted Materials Above Threshold



EU REACH Regulation (EC) No. 1907/2006

Current ECHA Candidate List: JUNE 2023 (235)

Candidate List Declared Against: JUNE 2023 (235)

Does not contain REACH SVHC

Halogen Content

Low Halogen - Br, Cl, F, I < 900 ppm per homogenous material. Also BFR/CFR/PVC Free

Solder Process Capability

Not applicable for solder process capability

Product Compliance Disclaimer

This information is provided based on reasonable inquiry of our suppliers and represents our current actual knowledge based on the information they provided. This information is subject to change. The part numbers that TE has identified as EU RoHS compliant have a maximum concentration of 0.1% by weight in homogenous materials for lead, hexavalent chromium, mercury, PBB, PBDE, DBP, BBP, DEHP, DIBP, and 0.01% for cadmium, or qualify for an exemption to these limits as defined in the Annexes of Directive 2011/65/EU (RoHS2). Finished electrical and electronic equipment products will be CE marked as required by Directive 2011/65/EU. Components may not be CE marked. Additionally, the part numbers that TE has identified as EU ELV compliant have a maximum concentration of 0.1% by weight in homogenous materials for lead, hexavalent chromium, and mercury, and 0.01% for cadmium, or qualify for an exemption to these limits as defined in the Annexes of Directive 2000/53/EC (ELV). Regarding the REACH Regulation, the information TE provides on SVHC in articles for this part number is based on the latest European Chemicals Agency (ECHA) 'Guidance on requirements for substances in articles' posted at this URL: <https://echa.europa.eu/guidance-documents/guidance-on-reach>

Compatible Parts

TE Part # 58614-1
PROCrimp, HT&D SL156

TE Part # 2305570-1
Strip Terminal Cutter-Side Feed-No Crimp

TE Part # 7-2151033-7
OCEAN_2.0_SPARE_PART_KIT-070F100F

TE Part # 2151033-1
OCEAN-2.0-APPLICATOR-S-070F100F

TE Part # 58614-2
PROCrimp, DIE, SL156


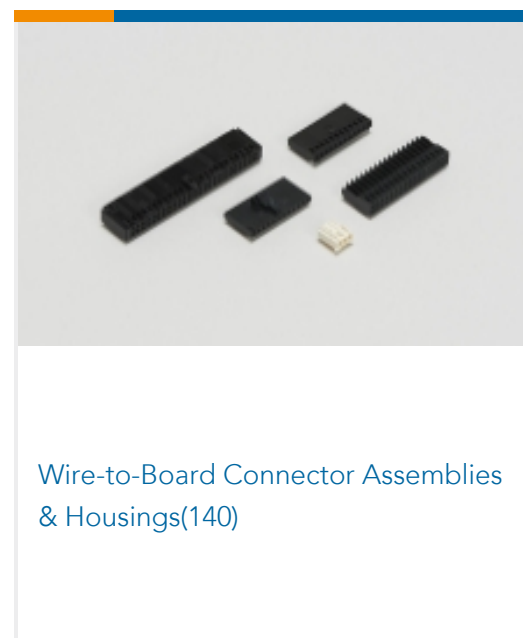




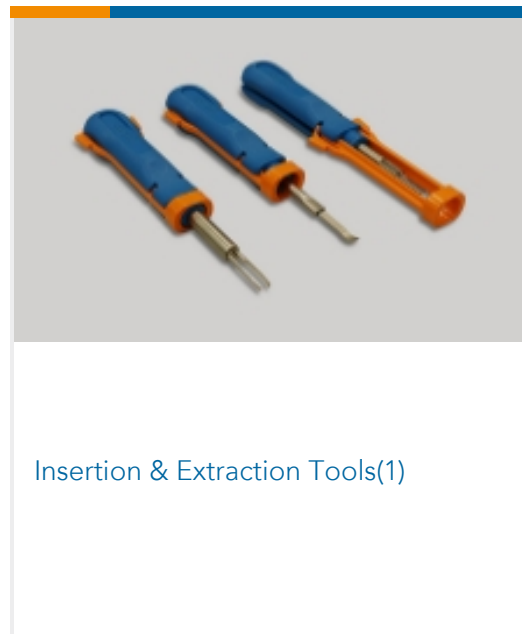
TE Part # 90471-1
EXTRACTION TOOL, SC-156

TE Part # 91597-1
CCII SL-156 REC 24-18 ASSY

TE Part # 2151033-2
OCEAN-2.0-APPLICATOR-S-070F100FA



Also in the Series | SL-156



Customers Also Bought





TE Part #5-146276-6
06 MODII HDR SRST B/A .100CL



TE Part #3-644468-4
04P MTA156 CONN ASSY 24AWG LF



TE Part #1-66563-1
III+ SKT,24-20,TIN,STRIP

Documents

Product Drawings

[.045 POST CONTACT AUPLBR](#)

English

CAD Files

Customer View Model

[ENG_CVM_CVM_350980-3_AG.2d_dxf.zip](#)

English

[3D PDF](#)

3D

Customer View Model

[ENG_CVM_CVM_350980-3_AG.3d_igs.zip](#)

English

Customer View Model

[ENG_CVM_CVM_350980-3_AG.3d_stp.zip](#)

English

By downloading the CAD file I accept and agree to the [Terms and Conditions](#) of use.

Product Specifications

[Application Specification](#)

English

Product Environmental Compliance

[MD_350980-3_03312015137_dmtec](#)

English

[MD_350980-3_03312015137_dmtec](#)

English

Instruction Sheets

[Instruction Sheet \(U.S.\)](#)

English

Agency Approvals

[CSA Certificate](#)

English