

350789-1 ✓ ACTIVE

MATE-N-LOK | Universal MATE-N-LOK

TE Internal #: 350789-1

Rectangular Power Connectors, Header, Receptacle, Wire-to-Board, 3 Position, 6.35 mm [.25 in] Centerline, Printed Circuit Board, Universal MATE-N-LOK

[View on TE.com >](#)



Connectors > Power Connectors > Rectangular Power > Rectangular Power Connectors



Rectangular Power Connector Type: **Header**

Connector & Housing Type: **Receptacle**

Connector System: **Wire-to-Board**

Number of Positions: **3**

Centerline (Pitch): **6.35 mm [.25 in]**

Features

Product Type Features

Rectangular Power Connector Type	Header
Connector & Housing Type	Receptacle
Connector System	Wire-to-Board
Sealable	No
Connector & Contact Terminates To	Printed Circuit Board

Configuration Features

Number of Positions	3
PCB Mount Orientation	Vertical
Number of Power Positions	3
Number of Rows	1

Electrical Characteristics

Operating Voltage	600 VAC
-------------------	---------

Contact Features

Multiple Contact Types	Without
------------------------	---------



PCB Contact Termination Area Plating Material Thickness	2.54 μm [100 μin]
Contact Layout	Inline
Contact Underplating Material Thickness	1.27 μm [50 μin]
Contact Mating Area Plating Material	Tin
Contact Current Rating (Max)	12 A
Contact Retention Within Housing	Without
Contact Type	Pin
PCB Contact Termination Area Plating Material	Pre-Tin
Contact Mating Area Plating Material Thickness	3.81 – 5.08 μm [150 – 200 μin]

Termination Features

Termination Post & Tail Length	3.18 mm[.125 in]
Termination Method to Printed Circuit Board	Through Hole - Solder

Mechanical Attachment

Strain Relief	Without
Mating Alignment Type	Polarization
Mating Retention	With
Mating Alignment	With
PCB Mount Alignment	Without
Panel Mount Feature	Without
PCB Mount Retention	Without
Mating Retention Type	Positive Lock
Connector Mounting Type	Board Mount

Housing Features

Centerline (Pitch)	6.35 mm[.25 in]
Housing Color	White
Housing Material	Nylon

Dimensions

	.18 in
PCB Thickness (Recommended)	1.57 mm[.062 in]

Usage Conditions

Operating Temperature Range	-40 – 105 $^{\circ}\text{C}$ [-40 – 221 $^{\circ}\text{F}$]
-----------------------------	--

Operation/Application



Circuit Application	Power
---------------------	-------

Industry Standards

CSA Rating	Certified, LR 7189
UL Rating	Recognized
Agency/Standard	CSA, UL, VDE
Approved Standards	UL E28476
UL Flammability Rating	UL 94V-0
Glow Wire Rating	Standard Part - Not Glow Wire

Packaging Features

Packaging Quantity	100
Packaging Method	Bag

Product Compliance

[For compliance documentation, visit the product page on TE.com>](#)

EU RoHS Directive 2011/65/EU	Compliant
EU ELV Directive 2000/53/EC	Compliant
China RoHS 2 Directive MIIT Order No 32, 2016	No Restricted Materials Above Threshold
EU REACH Regulation (EC) No. 1907/2006	Current ECHA Candidate List: JUNE 2023 (235) Candidate List Declared Against: JUNE 2023 (235) Does not contain REACH SVHC
Halogen Content	Low Halogen - Br, Cl, F, I < 900 ppm per homogenous material. Also BFR/CFR/PVC Free
Solder Process Capability	Wave solder capable to 265°C

Product Compliance Disclaimer

This information is provided based on reasonable inquiry of our suppliers and represents our current actual knowledge based on the information they provided. This information is subject to change. The part numbers that TE has identified as EU RoHS compliant have a maximum concentration of 0.1% by weight in homogenous materials for lead, hexavalent chromium, mercury, PBB, PBDE, DBP, BBP, DEHP, DIBP, and 0.01% for cadmium, or qualify for an exemption to these limits as defined in the Annexes of Directive 2011/65/EU (RoHS2). Finished electrical and electronic equipment products will be CE marked as required by Directive 2011/65/EU. Components may not be CE marked. Additionally, the part numbers that TE has identified as EU ELV compliant have a maximum concentration of 0.1% by weight in homogenous materials for lead, hexavalent chromium, and mercury, and 0.01% for cadmium, or qualify for an exemption to these limits as defined in the Annexes of Directive 2000/53/EC (ELV). Regarding the REACH Regulation, the information TE provides on SVHC in articles for this part number is based on the latest European Chemicals Agency (ECHA) 'Guidance on requirements for substances in articles' posted at this URL: <https://echa.europa.eu/guidance-documents/guidance-on-reach>

Compatible Parts



TE Part # 641945-1
03P UMNL STR/REL



TE Part # 1-350589-0
STR/REL CLAMP NATL



TE Part # 350811-1
STR/REL CLAMP



TE Part # 770018-1
03P UMNLII IN-LNE PLUG HSG KIT



TE Part # 640714-1
03P UMNL STR/REL



TE Part # 350766-1
03P UMNL PLUG HSG



TE Part # 794271-1
03P UMNL INTERFACE SEAL



TE Part # 794272-1
03P UMNL WIRE SEAL



TE Part # 1586849-1
03P UMNL CAP HSG NATL, GW



TE Part # 794900-1
03P UMNL HI TEMP CAP HSG



TE Part # 794992-1
03P UMNL BLACK INTERFACE SEAL



TE Part # 641763-1
03P UMNL STR/REL V2 NATL



TE Part # 1-640720-0
03P UMNL STR/REL & INSRT NATL




TE Part # 1586892-1
03P UMNL HDR ASSY R/A, GW




TE Part # 350848-3
03P UMNL PLUG TEST ASSY 94VO


Also in the Series | Universal MATE-N-LOK




Circular Power Connectors(2)



Connector Caps & Covers(34)




Connector Contacts(2)



Connector Seals & Cavity Plugs(27)




Insertion & Extraction Tools(4)



Power Contacts(207)




Rectangular Connector Adapters(7)



Rectangular Connector Hardware(1)



Rectangular Connector Housings(1)



Rectangular Connector Keying Plugs(3)



Rectangular Connector Locking(8)



Rectangular Power Connectors(672)


Customers Also Bought



TE Part #440053-5
2.5MM,HDR,5POS,R/A



TE Part #641971-1
09P UMNL PIN HDR ASSY V2 NATL



TE Part #640584-1
08P UMNL HDR ASSY R/A 94VO



TE Part #641831-1
06P UMNL PIN HDR ASSY 94VO



TE Part #641965-1
03P UMNL PIN HDR ASSY V2 NATL



TE Part #641963-1
02P UMNL PIN HDR ASSY POL NATL



TE Part #643410-1
08P UMNL PIN HDR ASSY POL 94VO



TE Part #641828-1
08P UMNL PIN HDR ASSY 94VO



TE Part #641967-1
04P UMNL PIN HDR ASSY POL NATL



TE Part #3-1437664-8
NC6-P108-06=NC6 ASSEMBLY

Documents



Product Drawings

03P UMNL PIN HDR ASSY 94VO

English

CAD Files

3D PDF

3D

Customer View Model

[ENG_CVM_CVM_350789-1_W.2d_dxf.zip](#)

English

Customer View Model

[ENG_CVM_CVM_350789-1_W.3d_igs.zip](#)

English

Customer View Model

[ENG_CVM_CVM_350789-1_W.3d_stp.zip](#)

English

3D PDF

English

Customer View Model

[ENG_CVM_350789-1_R1.2d_dxf.zip](#)

English

Customer View Model

[ENG_CVM_350789-1_R1.3d_igs.zip](#)

English

Customer View Model

[ENG_CVM_350789-1_R1.3d_stp.zip](#)

English

By downloading the CAD file I accept and agree to the [Terms and Conditions](#) of use.

Datasheets & Catalog Pages

SOFT_SHELL_PIN_SOCKET_CONNECTORS_STANDARD_DENSITY

English

Product Specifications

Application Specification

English

Product Environmental Compliance

Product Compliance Document

English

Product Compliance Document

English

Instruction Sheets

Instruction Sheet (U.S.)

English

350789-1

Rectangular Power Connectors, Header, Receptacle, Wire-to-Board, 3 Position, 6.35 mm [.25 in] Centerline, Printed Circuit Board, Universal MATE-N-LOK

