

350762-4 ✓ ACTIVE

MATE-N-LOK | Universal MATE-N-LOK


TE Internal #: 350762-4

Rectangular Power Connectors, Header, Receptacle, Wire-to-Board, 6 Position, 6.35 mm [.25 in] Centerline, Printed Circuit Board, Universal MATE-N-LOK

[View on TE.com >](#)



Connectors > Power Connectors > Rectangular Power > Rectangular Power Connectors



Rectangular Power Connector Type: **Header**

Connector & Housing Type: **Receptacle**

Connector System: **Wire-to-Board**

Number of Positions: **6**

Centerline (Pitch): **6.35 mm [.25 in]**

## Features

### Product Type Features

Rectangular Power Connector Type	Header
Connector & Housing Type	Receptacle
Connector System	Wire-to-Board
Sealable	No
Connector & Contact Terminates To	Printed Circuit Board

### Configuration Features

Number of Positions	6
PCB Mount Orientation	Vertical
Number of Power Positions	6
Number of Rows	3

### Electrical Characteristics

Operating Voltage	600 VAC
-------------------	---------

### Contact Features

Multiple Contact Types	Without
------------------------	---------



PCB Contact Termination Area Plating Material Thickness	2.54 $\mu\text{m}$ [100 $\mu\text{in}$ ]
Contact Layout	Matrix
Contact Underplating Material Thickness	1.27 $\mu\text{m}$ [50 $\mu\text{in}$ ]
Contact Mating Area Plating Material	Tin
Contact Current Rating (Max)	12 A, 15 A
Contact Retention Within Housing	Without
Contact Type	Socket
PCB Contact Termination Area Plating Material	Tin
Contact Mating Area Plating Material Thickness	3.81 – 5.08 $\mu\text{m}$ [150 – 200 $\mu\text{in}$ ]

### Termination Features

Termination Post & Tail Length	3.18 mm[.125 in]
Termination Method to Printed Circuit Board	Through Hole - Solder

### Mechanical Attachment

Strain Relief	Without
Mating Alignment Type	Polarization
Mating Retention	With
Mating Alignment	With
PCB Mount Alignment	Without
Panel Mount Feature	Without
PCB Mount Retention	Without
PCB Mount Retention Type	Solder Tail
Mating Retention Type	Positive Lock
Connector Mounting Type	Board Mount

### Housing Features

Centerline (Pitch)	6.35 mm[.25 in]
Housing Color	Natural
Housing Material	Nylon

### Dimensions

Compatible Insulation Diameter (Max)	5.08 mm
Connector Height	13.97 mm
PCB Thickness (Recommended)	1.57 mm[.062 in]
Product Width	13.97 mm



Product Length	20.32 mm
----------------	----------

Row-to-Row Spacing	6.35 mm [.25 in]
--------------------	------------------

### Usage Conditions

Operating Temperature Range	-40 – 105 °C [-40 – 221 °F]
-----------------------------	-----------------------------

### Operation/Application

Shielded	No
----------	----

Circuit Application	Power
---------------------	-------

### Industry Standards

CSA Rating	Certified, LR 7189
------------	--------------------

UL Rating	Recognized
-----------	------------

Agency/Standard	CSA, UL, VDE
-----------------	--------------

Approved Standards	UL E28476
--------------------	-----------

UL Flammability Rating	UL 94V-2
------------------------	----------

Glow Wire Rating	Standard Part - Not Glow Wire
------------------	-------------------------------

### Packaging Features

Packaging Quantity	100
--------------------	-----

Packaging Method	Bag
------------------	-----

### Product Compliance

[For compliance documentation, visit the product page on TE.com>](#)

EU RoHS Directive 2011/65/EU	Compliant
------------------------------	-----------

EU ELV Directive 2000/53/EC	Compliant
-----------------------------	-----------

China RoHS 2 Directive MIIT Order No 32, 2016	No Restricted Materials Above Threshold
---	---

EU REACH Regulation (EC) No. 1907/2006	Current ECHA Candidate List: JUNE 2023 (235) Candidate List Declared Against: JUNE 2023 (235) Does not contain REACH SVHC
--	---

Halogen Content	Low Halogen - Br, Cl, F, I < 900 ppm per homogenous material. Also BFR/CFR/PVC Free
-----------------	---

Solder Process Capability	Wave solder capable to 265°C
---------------------------	------------------------------

#### Product Compliance Disclaimer

This information is provided based on reasonable inquiry of our suppliers and represents our current actual knowledge based on the information they provided. This information is subject to change. The part numbers that TE has identified as

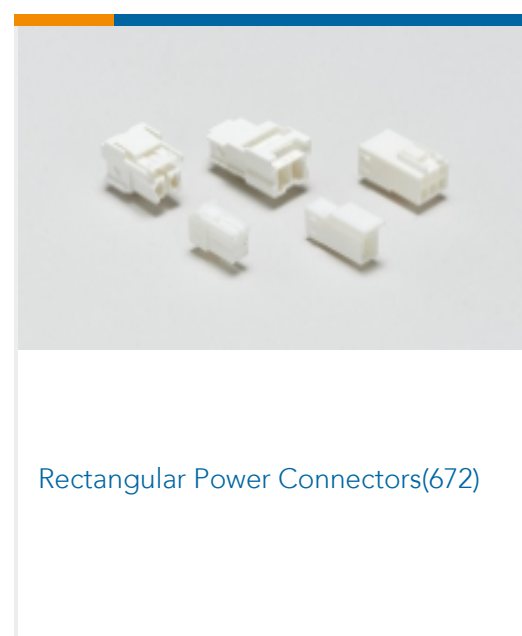



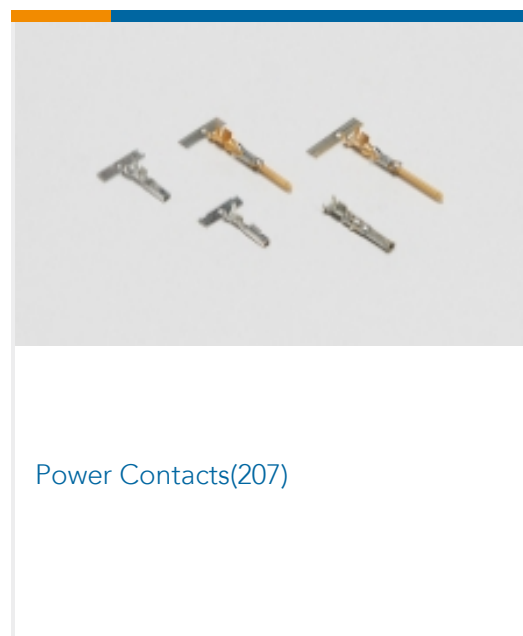
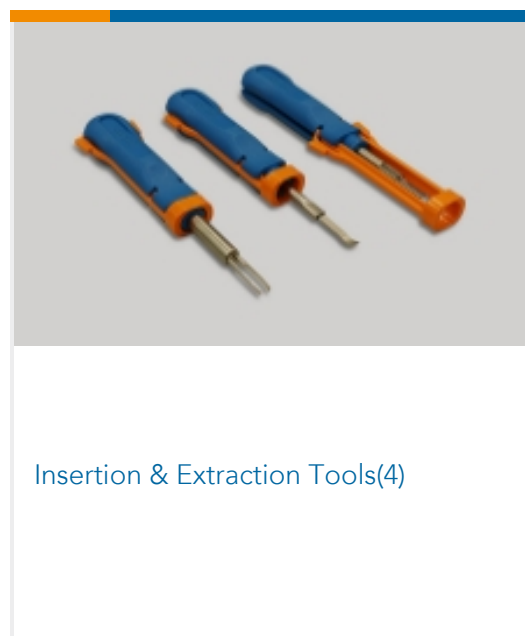

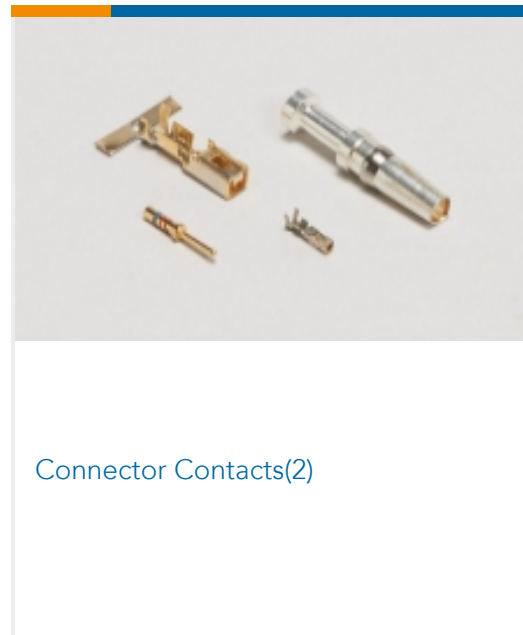

EU RoHS compliant have a maximum concentration of 0.1% by weight in homogenous materials for lead, hexavalent chromium, mercury, PBB, PBDE, DBP, BBP, DEHP, DIBP, and 0.01% for cadmium, or qualify for an exemption to these limits as defined in the Annexes of Directive 2011/65/EU (RoHS2). Finished electrical and electronic equipment products will be CE marked as required by Directive 2011/65/EU. Components may not be CE marked. Additionally, the part numbers that TE has identified as EU ELV compliant have a maximum concentration of 0.1% by weight in homogenous materials for lead, hexavalent chromium, and mercury, and 0.01% for cadmium, or qualify for an exemption to these limits as defined in the Annexes of Directive 2000/53/EC (ELV). Regarding the REACH Regulation, the information TE provides on SVHC in articles for this part number is based on the latest European Chemicals Agency (ECHA) 'Guidance on requirements for substances in articles' posted at this URL: <https://echa.europa.eu/guidance-documents/guidance-on-reach>

## Compatible Parts

 <p>TE Part # 350812-1 STR/REL CLAMP UMNL</p>	 <p>TE Part # 640715-1 06P UMNL STR/REL</p>	 <p>TE Part # 1-350590-0 STR/REL CLAMP NATL</p>	 <p>TE Part # 1586860-1 06P UMNL CAP HSG, GW</p>
 <p>TE Part # 1-640721-0 06P UMNL STR/REL &amp; INSRT NATL</p>	 <p>TE Part # 926682-3 06P UNIV.M-N-L.HSG.</p>	 <p>TE Part # 1-480704-0 06P UMNL PLUG HSG NATL</p>	 <p>TE Part # 794536-1 06P UMNL CAP HSG 150C BLK</p>
 <p>TE Part # 794096-1 06P UMNL PLUG</p>	 <p>TE Part # 926682-1 UNIVERSAL M-N-L CAP 6 POS</p>	 <p>TE Part # 1586887-1 06P UMNL CAP HSG, P/M, GW</p>	 <p>TE Part # 8-794536-1 06P UMNL CAP HSG 150C BLK, SPE</p>
 <p>TE Part # 1969811-1 06P UMNL SKT HDR ASSY, SCKT V0 GW</p>	 <p>TE Part # 926682-4 6P UN-MNL AUFN-GEH</p>	 <p>TE Part # 1586090-1 06P UMNL PINHDR NO DRAIN HOLE</p>	 <p>TE Part # 1586090-3 06P UMNL PINHDR W/O DR HOLE LF</p>



## Also in the Series | Universal MATE-N-LOK



## Customers Also Bought





## Documents

### Product Drawings

06P UMNL HDR ASSY PC

English

### CAD Files

3D PDF

3D

Customer View Model

[ENG\\_CVM\\_CVM\\_350762-4\\_T.2d\\_dxf.zip](#)

English

Customer View Model

[ENG\\_CVM\\_CVM\\_350762-4\\_T.3d\\_igs.zip](#)

English

Customer View Model

[ENG\\_CVM\\_CVM\\_350762-4\\_T.3d\\_stp.zip](#)

English

Customer View Model

[ENG\\_CVM\\_350762-4\\_N.3d\\_igs.zip](#)

English

Customer View Model

[ENG\\_CVM\\_350762-4\\_N.3d\\_stp.zip](#)

English

Customer View Model

[ENG\\_CVM\\_350762-4\\_N.2d\\_dxf.zip](#)

English

3D PDF

English



By downloading the CAD file I accept and agree to the [Terms and Conditions](#) of use.

---

### Datasheets & Catalog Pages

[SOFT\\_SHELL\\_PIN\\_SOCKET\\_CONNECTORS\\_STANDARD\\_DENSITY](#)

English

---

### Product Specifications

[Application Specification](#)

English

---

### Product Environmental Compliance

[MD\\_350762-4\\_082720121028](#)

English

[MD\\_350762-4\\_082720121028](#)

English

---

### Instruction Sheets

[Instruction Sheet \(U.S.\)](#)

English