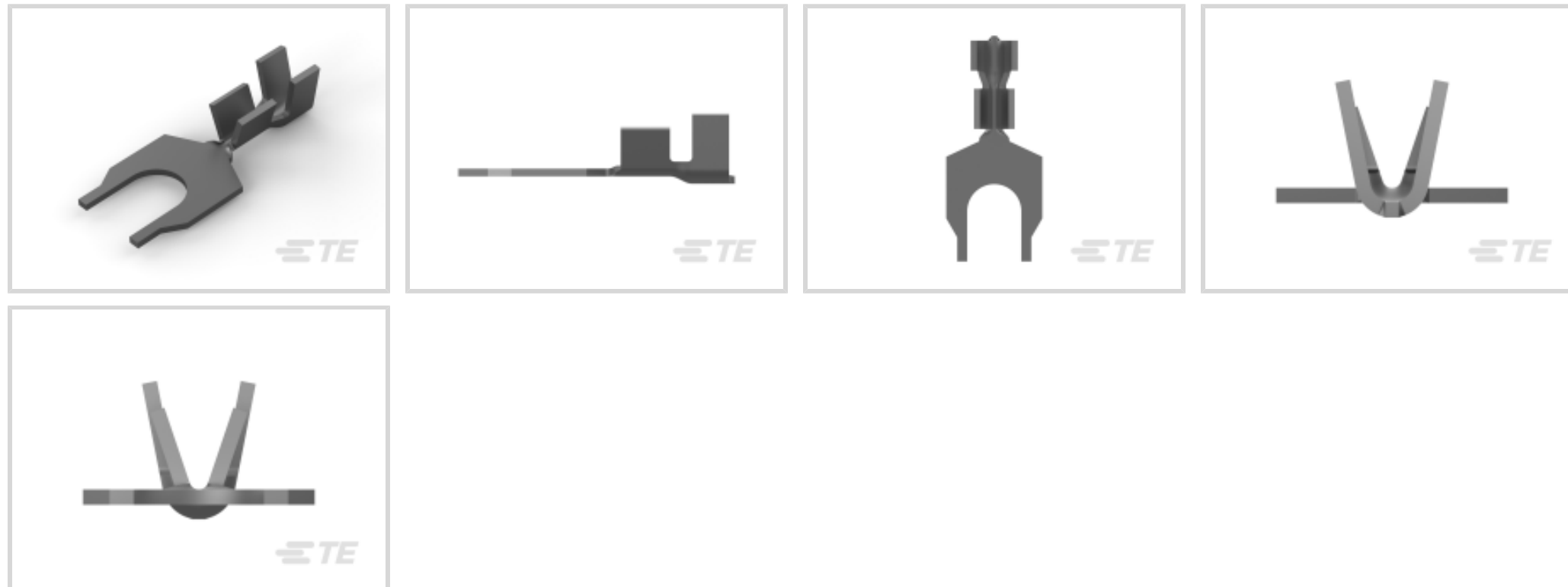




Terminals & Splices > Spade Terminals



Spade Terminal Type: **Spade Tongue Terminal**

Wire Size: **160 – 642 CMA**

Stud Size: **#5, M3**

## Features

### Product Type Features

Terminal Features	Sheared
Shape Description	Square Spade
Stud Size	#5, M3
Sealable	No
Compatible With Discrete Wire Type	Stranded
Wire Insulation Support Retention Type	Insulation Support

### Configuration Features

Number of Holes	1
-----------------	---

### Body Features

Product Weight	.175 g
----------------	--------

### Contact Features

Contact Base Material	Brass
Spade Terminal Type	Spade Tongue Terminal
Barrel Type	Open
Terminal Orientation	Straight
Terminal Plating Material	Tin



Contact Underplating Material	None
-------------------------------	------

### Mechanical Attachment

Wire Insulation Support	With
-------------------------	------

### Dimensions

	.035 in
Wire Size	160 – 642 CMA
Stud Diameter	3.18 mm [.125 in]
Tongue Thickness	.41 mm [.016 in]
Product Length	13.97 mm [.55 in]
Barrel Inside Diameter	.5 mm, 1.14 mm [.02 in] [.045 in]
Compatible Insulation Diameter (Max)	1.14 mm [.045 in]
Compatible Insulation Diameter Range	.89 – 1.14 mm [.035 – .045 in]

### Usage Conditions

Insulation Option	Uninsulated
Operating Temperature Range	-40 – 110 °C [-40 – 230 °F]

### Operation/Application

Compatible With Wire Base Material	Copper
------------------------------------	--------

### Industry Standards

Government Qualified Terminal	No
-------------------------------	----

### Packaging Features

Packaging Quantity	18000
Packaging Method	Strip/Reel

### Product Compliance

[For compliance documentation, visit the product page on TE.com>](#)









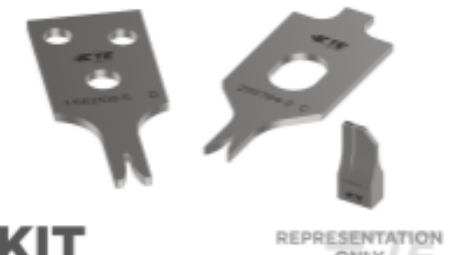
EU RoHS Directive 2011/65/EU	Compliant
EU ELV Directive 2000/53/EC	Compliant
China RoHS 2 Directive MIIT Order No 32, 2016	No Restricted Materials Above Threshold
EU REACH Regulation (EC) No. 1907/2006	Current ECHA Candidate List: JUNE 2023 (235) Candidate List Declared Against: JUNE 2023 (235) Does not contain REACH SVHC

Halogen Content	Low Halogen - Br, Cl, F, I < 900 ppm per homogenous material. Also BFR/CFR/PVC Free
Solder Process Capability	Not applicable for solder process capability


Product Compliance Disclaimer

This information is provided based on reasonable inquiry of our suppliers and represents our current actual knowledge based on the information they provided. This information is subject to change. The part numbers that TE has identified as EU RoHS compliant have a maximum concentration of 0.1% by weight in homogenous materials for lead, hexavalent chromium, mercury, PBB, PBDE, DBP, BBP, DEHP, DIBP, and 0.01% for cadmium, or qualify for an exemption to these limits as defined in the Annexes of Directive 2011/65/EU (RoHS2). Finished electrical and electronic equipment products will be CE marked as required by Directive 2011/65/EU. Components may not be CE marked. Additionally, the part numbers that TE has identified as EU ELV compliant have a maximum concentration of 0.1% by weight in homogenous materials for lead, hexavalent chromium, and mercury, and 0.01% for cadmium, or qualify for an exemption to these limits as defined in the Annexes of Directive 2000/53/EC (ELV). Regarding the REACH Regulation, the information TE provides on SVHC in articles for this part number is based on the latest European Chemicals Agency (ECHA) 'Guidance on requirements for substances in articles' posted at this URL: <https://echa.europa.eu/guidance-documents/guidance-on-reach>

## Compatible Parts

 <p>TE Part # 61498-2 SPADE 28-22 AWG .0157 X .310 TPBR</p>	 <p>TE Part # 61498-1 SPADE 28-22 AWG .0157 X .310 BR</p>	 <p>TE Part # 2-2150666-1 OCEAN_2.0_Applicator-E-062F0900</p>	 <p>TE Part # 2-2150666-2 OCEAN_2.0_Applicator-E-062F0900A</p>
 <p>TE Part # 2150666-1 OCEAN_2.0_Applicator-E-062F0900</p>	 <p>TE Part # 2150666-2 OCEAN_2.0_Applicator-E-062F0900A</p>	 <p>TE Part # 7-2150666-1 OCEAN_2.0_Applicator-E-062F0900</p>	 <p>TE Part # 7-2150666-2 OCEAN_2.0_Applicator-E-062F0900A</p>
 <p><b>KIT</b> REPRESENTATION ONLY</p> <p>TE Part # 7-2150666-7 OCEAN_2.0_SPARE_PART_KIT-062F0900</p>			

## Customers Also Bought



## Documents

### Product Drawings

[SPADE TERMINAL \(ST\) 28-22 AWG PTPBR](#)

English

### CAD Files

[3D PDF](#)

3D

Customer View Model

[ENG\\_CVM\\_CVM\\_350502-1\\_T\\_c-350502-1-t.2d\\_dxf.zip](#)

English

Customer View Model

[ENG\\_CVM\\_CVM\\_350502-1\\_T\\_c-350502-1-t.3d\\_igs.zip](#)

English

Customer View Model

[ENG\\_CVM\\_CVM\\_350502-1\\_T\\_c-350502-1-t.3d\\_stp.zip](#)

English

By downloading the CAD file I accept and agree to the [Terms and Conditions](#) of use.

## Product Specifications



### Application Specification

English

---

### Product Environmental Compliance

#### Product Compliance

English

#### Product Compliance

English