

325803-1 ✓ ACTIVE

AMPOWER

TE Internal #: 325803-1

Rectangular Tongue Terminal, 3/8 Stud Size, 9.91 mm [.39 in] Stud Diameter, Closed Barrel, Straight, Tin, Uninsulated, AMPOWER

[View on TE.com >](#)



Terminals & Splices > Spade Terminals > AMPOWER Lug Crimp Terminal, 1 Stud Hole



Spade Terminal Type: **Rectangular Tongue Terminal**

Wire Size: **275000 – 325000 CMA**

Stud Size: **3/8**

Stud Diameter: **9.91 mm [.39 in]**

Tongue Thickness: **4.06 mm [.16 in]**

[All AMPOWER Lug Crimp Terminal, 1 Stud Hole \(51\)](#)

Features

Product Type Features

| | |
|-----------|-----|
| Stud Size | 3/8 |
| Sealable | No |

Configuration Features

| | |
|-----------------|---|
| Number of Holes | 1 |
|-----------------|---|

Body Features

| | |
|----------------|----------|
| Product Weight | 71.668 g |
|----------------|----------|

Contact Features

| | |
|---------------------------|-----------------------------|
| Military Part Class | Class II |
| Spade Terminal Type | Rectangular Tongue Terminal |
| Barrel Type | Closed |
| Terminal Orientation | Straight |
| Terminal Plating Material | Tin |

Mechanical Attachment

| | |
|-------------------------|---------|
| Wire Insulation Support | Without |
|-------------------------|---------|

Dimensions

| | |
|-----------|---------------------|
| Wire Size | 275000 – 325000 CMA |
|-----------|---------------------|



| | |
|------------------------|-------------------|
| Stud Diameter | 9.91 mm[.39 in] |
| Tongue Thickness | 4.06 mm[.16 in] |
| Product Length | 68.33 mm[2.69 in] |
| Barrel Inside Diameter | 19.25 mm[.758 in] |

Usage Conditions

| | |
|-----------------------------|----------------------------|
| Insulation Option | Uninsulated |
| Operating Temperature Range | -55 – 105 °C[-67 – 221 °F] |

Operation/Application

| | |
|---------------------------------------|--------|
| Compatible With Wire Base Material | Copper |
| Compatible With Wire Plating Material | Tin |

Industry Standards

| | |
|-------------------------------|----|
| Government Qualified Terminal | No |
|-------------------------------|----|

Packaging Features

| | |
|--------------------|-----|
| Packaging Quantity | 25 |
| Packaging Method | Box |

Other

| | |
|-----------------------------|---|
| Terminals & Splices Comment | Electrodeposited Tin Plate per MIL-T-10727. |
|-----------------------------|---|

Product Compliance

[For compliance documentation, visit the product page on TE.com>](#)

| | |
|---|---|
| EU RoHS Directive 2011/65/EU | Compliant |
| EU ELV Directive 2000/53/EC | Compliant |
| China RoHS 2 Directive MIIT Order No 32, 2016 | No Restricted Materials Above Threshold |
| EU REACH Regulation (EC) No. 1907/2006 | Current ECHA Candidate List: JUNE 2023 (235) Candidate List Declared Against: JUNE 2023 (235) Does not contain REACH SVHC |
| Halogen Content | Low Halogen - Br, Cl, F, I < 900 ppm per homogenous material. Also BFR/CFR/PVC Free |
| Solder Process Capability | Not applicable for solder process capability |

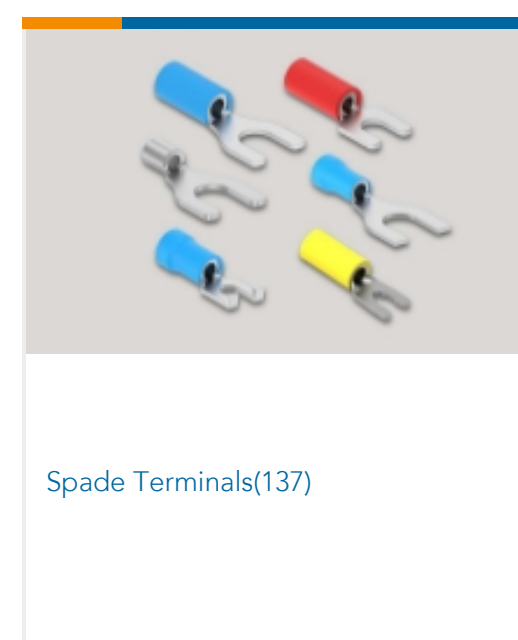
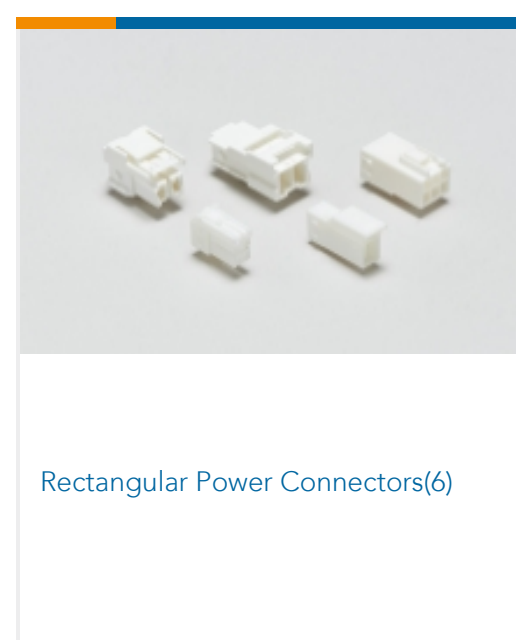
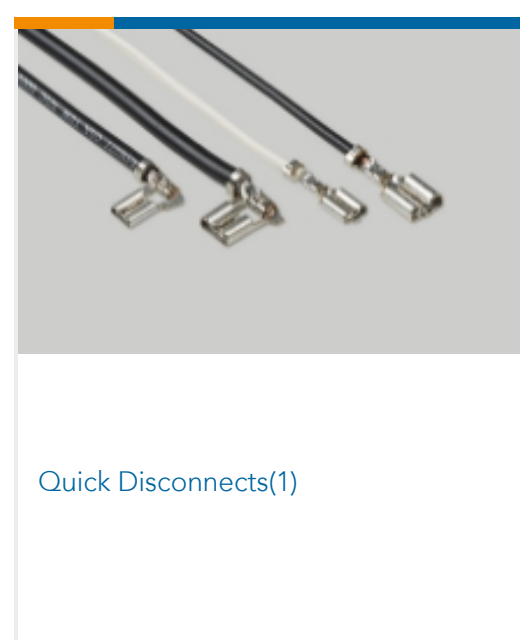




Product Compliance Disclaimer

This information is provided based on reasonable inquiry of our suppliers and represents our current actual knowledge based on the information they provided. This information is subject to change. The part numbers that TE has identified as EU RoHS compliant have a maximum concentration of 0.1% by weight in homogenous materials for lead, hexavalent chromium, mercury, PBB, PBDE, DBP, BBP, DEHP, DIBP, and 0.01% for cadmium, or qualify for an exemption to these limits as defined in the Annexes of Directive 2011/65/EU (RoHS2). Finished electrical and electronic equipment products will be CE marked as required by Directive 2011/65/EU. Components may not be CE marked. Additionally, the part numbers that TE has identified as EU ELV compliant have a maximum concentration of 0.1% by weight in homogenous materials for lead, hexavalent chromium, and mercury, and 0.01% for cadmium, or qualify for an exemption to these limits as defined in the Annexes of Directive 2000/53/EC (ELV). Regarding the REACH Regulation, the information TE provides on SVHC in articles for this part number is based on the latest European Chemicals Agency (ECHA) 'Guidance on requirements for substances in articles' posted at this URL: <https://echa.europa.eu/guidance-documents/guidance-on-reach>

Compatible Parts



Also in the Series | AMPOWER





Splices(38)

Customers Also Bought

TE Part #206613-1
RECEPT ASSY,SZ 23-22,CPCTE Part #66564-8
III+ PIN,24-20,30AU/FL,STRIPTE Part #52935-1
TERMINAL,PIDG SPR SPD 16-14 6TE Part #796379-2
R/A STRN RELIEF KIT,SZ 11,CPCTE Part #36932
BODY SOLIS RING 4/0 3/8TE Part #66255-6
MALE CONTACT ASSY. (STRIP)TE Part #35664
TERMINAL,SOLIS R 8 1/2TE Part #36927
BODY SOLIS RING 3/0 3/8TE Part #1-66740-1
TYPE XII FEMALE CONT (STRIP)

Documents

Product Drawings

[TERMINAL,AMPPOWER 300MCM 3/8](#)

English

CAD Files

Customer View Model

[ENG_CVM_CVM_325803-1_AF.2d_dxf.zip](#)

English

[3D PDF](#)



3D

Customer View Model

[ENG_CVM_CVM_325803-1_AF.3d_igs.zip](#)

English

Customer View Model

[ENG_CVM_CVM_325803-1_AF.3d_stp.zip](#)

English

By downloading the CAD file I accept and agree to the [Terms and Conditions](#) of use.

Datasheets & Catalog Pages

[AMPOWER Terminals and Splices Flyer](#)

English

Product Specifications

[Application Specification](#)

English

Instruction Sheets

[Instruction Sheet \(U.S.\)](#)

English

Agency Approvals

[UL Report](#)

English