

3-928776-4 ✓ ACTIVE

AMPMODU | AMPMODU Headers

TE Internal #: 3-928776-4

Connector Contact, Pin, Wire-to-Board, Tin, Strip, Printed Circuit Board, 5 A, Signal, Board Mount, -85 – 257 °F [-65 – 125 °C], AMPMODU Headers

[View on TE.com >](#)



Connectors > PCB Connectors > Wire-to-Board Connectors > Wire-to-Board Connector Contacts



Contact Type: **Pin**

Connector System: **Wire-to-Board**

Contact Mating Area Plating Material: **Tin**

Packaging Method: **Strip**

Connector & Contact Terminates To: **Printed Circuit Board**

Features

Product Type Features

Applied Pressure	Standard
Connector System	Wire-to-Board
Connector & Contact Terminates To	Printed Circuit Board

Contact Features

Contact Mating Area Length	10 mm[.394 in]
Mating Square Post Dimension	.64 mm[.025 in]
PCB Contact Termination Area Plating Material Thickness	5 µm
Contact Mating Area Plating Material Thickness	5 µm
Contact Shape & Form	Square
Contact Orientation	Straight
Contact Underplating Material	Nickel
PCB Contact Termination Area Plating Material	Tin
Contact Base Material	Phosphor Bronze
Contact Type	Pin
Contact Mating Area Plating Material	Tin
Contact Current Rating (Max)	5 A

Termination Features

Rectangular Termination Post & Tail Thickness	.64 mm[.025 in]
---	-----------------

Rectangular Termination Post & Tail Width	.71 mm[.027 in]
---	-----------------

Termination Method to Printed Circuit Board	Through Hole - Press-Fit
---	--------------------------

Mechanical Attachment

Wire Insulation Support	Without
-------------------------	---------

Connector Mounting Type	Board Mount
-------------------------	-------------

Usage Conditions

Operating Temperature Range	-65 – 125 °C[-85 – 257 °F]
-----------------------------	----------------------------

Operation/Application

Circuit Application	Signal
---------------------	--------

Packaging Features

Packaging Quantity	50000
--------------------	-------

Packaging Method	Strip
------------------	-------

Product Compliance

[For compliance documentation, visit the product page on TE.com>](#)

EU RoHS Directive 2011/65/EU	Compliant
------------------------------	-----------

EU ELV Directive 2000/53/EC	Compliant
-----------------------------	-----------

China RoHS 2 Directive MIIT Order No 32, 2016	No Restricted Materials Above Threshold
---	---

EU REACH Regulation (EC) No. 1907/2006	Current ECHA Candidate List: JUNE 2023 (235) Candidate List Declared Against: JUNE 2023 (235) Does not contain REACH SVHC
--	---

Halogen Content	Low Halogen - Br, Cl, F, I < 900 ppm per homogenous material. Also BFR/CFR/PVC Free
-----------------	---

Solder Process Capability	Not applicable for solder process capability
---------------------------	--

Product Compliance Disclaimer

This information is provided based on reasonable inquiry of our suppliers and represents our current actual knowledge based on the information they provided. This information is subject to change. The part numbers that TE has identified as EU RoHS compliant have a maximum concentration of 0.1% by weight in homogenous materials for lead, hexavalent chromium, mercury, PBB, PBDE, DBP, BBP, DEHP, DIBP, and 0.01% for cadmium, or qualify for an exemption to these limits as defined in the Annexes of Directive 2011/65/EU (RoHS2). Finished electrical and electronic equipment products will be CE marked as required by Directive 2011/65/EU. Components may not be CE marked. Additionally, the part numbers that TE has identified as EU ELV compliant have a maximum concentration of 0.1% by weight in homogenous materials for lead, hexavalent chromium, and mercury, and 0.01% for cadmium, or qualify for an exemption to these limits as defined in the Annexes of Directive 2000/53/EC (ELV). Regarding the REACH Regulation, the information TE provides on SVHC in articles for this part number is based on the latest European Chemicals Agency (ECHA) 'Guidance on requirements for substances in articles' posted at this URL: <https://echa.europa.eu/guidance-documents/guidance-on-reach>

Compatible Parts



TE Part # CAT-P100
Pin Insertion Machine P100



TE Part # CAT-P280
280 PIN INSERTION MACHINE



TE Part # CAT-P300
Pin Insertion Machine P300



TE Part # CAT-P360
P360 Pin Insertion Machine




TE Part # CAT-P550
Pin Insertion Machine P550




TE Part # 2410420-3
EP PIN INSERTION MACHINE

Also in the Series | AMPMODU Headers



Connector Caps & Covers(1)




PCB Connector Mounting(1)




PCB Headers & Receptacles(4871)



PCB Latches, Locks & Retainers(1)

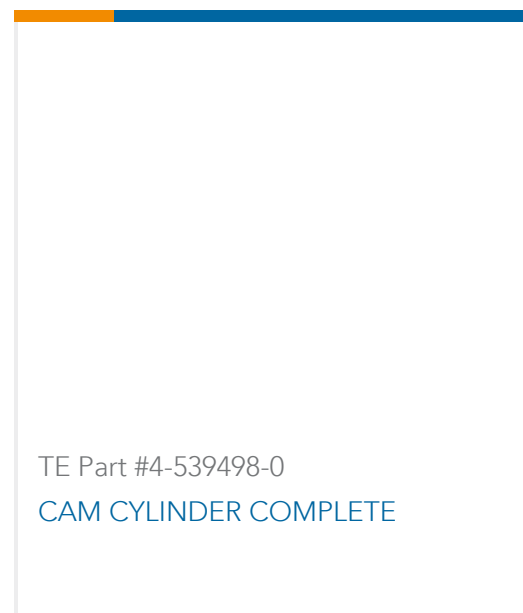


Wire-to-Board Connector Assemblies & Housings(5)



Wire-to-Board Connector Contacts(65)

Customers Also Bought



Documents

CAD Files

3D PDF

3D

Customer View Model

[ENG_CVM_CVM_3-928776-4_Y.2d_dxf.zip](#)

English

Customer View Model

[ENG_CVM_CVM_3-928776-4_Y.3d_igs.zip](#)

English

Customer View Model

[ENG_CVM_CVM_3-928776-4_Y.3d_stp.zip](#)

English

By downloading the CAD file I accept and agree to the [Terms and Conditions](#) of use.

Datasheets & Catalog Pages

[AMPMODU Interconnection System](#)

[AMPMODU Interconnection System](#)

English