

3-917360-0 ! PENDING OBSOLESCENCE

AMPMODU | AMPMODU 2 mm

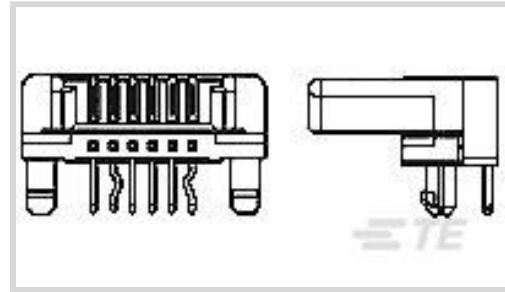
TE Internal #: 3-917360-0

TE Internal Description: 1.25 AF REC ASSY 30P B/TRAY

[View on TE.com >](#)



Connectors > PCB Connectors > PCB Headers & Receptacles



PCB Connector Assembly Type: **PCB Mount Receptacle**

PCB Mount Orientation: **Right Angle**

Connector System: **Board-to-Board**

Number of Positions: **30**

Number of Rows: **1**

Features

Product Type Features

PCB Connector Assembly Type	PCB Mount Receptacle
Connector System	Board-to-Board
Sealable	No
Connector & Contact Terminates To	Printed Circuit Board

Configuration Features

PCB Mount Orientation	Right Angle
Number of Positions	30
Number of Rows	1

Electrical Characteristics

Insulation Resistance	100 M Ω
Operating Voltage	50 VAC

Body Features

Primary Product Color	White
-----------------------	-------

Contact Features

Contact Layout	Inline
Mating Tab Width	1.6 mm[.063 in]
Mating Tab Thickness	.25 mm[.01 in]
Contact Base Material	Phosphor Bronze
Contact Mating Area Plating Material	Tin

Contact Mating Area Plating Material Thickness	.8 μm [31.5 μin]
--	---

Contact Type	Receptacle
--------------	------------

Contact Current Rating (Max)	1 A
------------------------------	-----

Termination Features

Rectangular Termination Post & Tail Thickness	.6 mm[.024 in]
---	----------------

Rectangular Termination Post & Tail Width	.4 mm[.016 in]
---	----------------

Termination Post & Tail Length	3.2 mm[.126 in]
--------------------------------	-----------------

Termination Method to Printed Circuit Board	Through Hole - Solder
---	-----------------------

Mechanical Attachment

PCB Mount Retention Type	Kinked Legs
--------------------------	-------------

Mating Alignment	With
------------------	------

Mating Alignment Type	Self-Aligning (Alignment Free)
-----------------------	--------------------------------

PCB Mount Retention	With
---------------------	------

PCB Mount Alignment	With
---------------------	------

Connector Mounting Type	Board Mount
-------------------------	-------------

Housing Features

Mating Entry Location	Side
-----------------------	------

Centerline (Pitch)	1.25 mm[.049 in]
--------------------	------------------

Housing Material	Nylon 6/6 GF
------------------	--------------

Dimensions

Connector Height	5.4 mm[.213 in]
------------------	-----------------

Row-to-Row Spacing	3 mm[.118 in]
--------------------	---------------

PCB Thickness (Recommended)	1.6 mm[.062 in]
-----------------------------	-----------------

Usage Conditions

Operating Temperature Range	-30 – 105 $^{\circ}\text{C}$ [-22 – 221 $^{\circ}\text{F}$]
-----------------------------	--

Operation/Application

Circuit Application	Signal
---------------------	--------

Industry Standards

UL Flammability Rating	UL 94V-0
------------------------	----------

Packaging Features

Packaging Quantity	108
--------------------	-----

Packaging Type	Box, Tray
----------------	-----------

Product Compliance

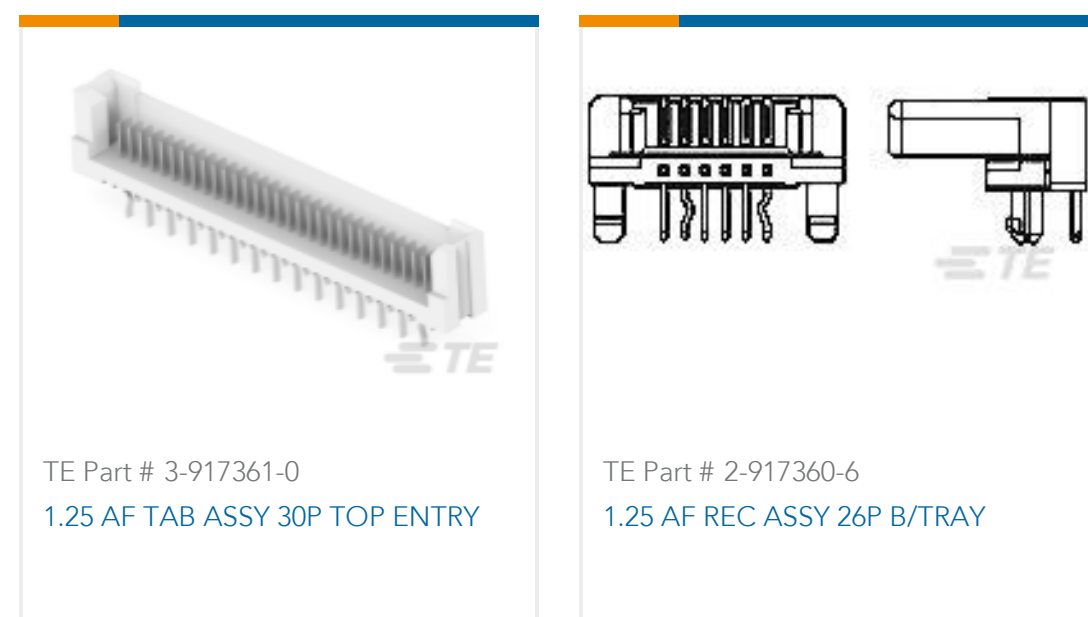
[For compliance documentation, visit the product page on TE.com>](#)

EU RoHS Directive 2011/65/EU	Compliant
EU ELV Directive 2000/53/EC	Compliant
China RoHS 2 Directive MIIT Order No 32, 2016	No Restricted Materials Above Threshold
EU REACH Regulation (EC) No. 1907/2006	Current ECHA Candidate List: JUNE 2023 (235) Candidate List Declared Against: JUNE 2023 (235) Does not contain REACH SVHC
Halogen Content	Not Low Halogen - contains Br or Cl > 900 ppm.
Solder Process Capability	Wave solder capable to 265°C

Product Compliance Disclaimer

This information is provided based on reasonable inquiry of our suppliers and represents our current actual knowledge based on the information they provided. This information is subject to change. The part numbers that TE has identified as EU RoHS compliant have a maximum concentration of 0.1% by weight in homogenous materials for lead, hexavalent chromium, mercury, PBB, PBDE, DBP, BBP, DEHP, DIBP, and 0.01% for cadmium, or qualify for an exemption to these limits as defined in the Annexes of Directive 2011/65/EU (RoHS2). Finished electrical and electronic equipment products will be CE marked as required by Directive 2011/65/EU. Components may not be CE marked. Additionally, the part numbers that TE has identified as EU ELV compliant have a maximum concentration of 0.1% by weight in homogenous materials for lead, hexavalent chromium, and mercury, and 0.01% for cadmium, or qualify for an exemption to these limits as defined in the Annexes of Directive 2000/53/EC (ELV). Regarding the REACH Regulation, the information TE provides on SVHC in articles for this part number is based on the latest European Chemicals Agency (ECHA) 'Guidance on requirements for substances in articles' posted at this URL: <https://echa.europa.eu/guidance-documents/guidance-on-reach>

Compatible Parts



Also in the Series | **AMPMODU 2 mm**



PCB Headers & Receptacles(8492)



Wire-to-Board Connector Assemblies & Housings(202)



Wire-to-Board Connector Contacts(27)


Customers Also Bought



TE Part #2176157-7
TLM 2010 0.75W R033 5% 100PPM 4K RL




TE Part #8-1625892-7
3W SM M/OX 5% 680K



TE Part #8-2176416-7
9W STD M/OX 5% 200K



TE Part #DT13-2P
HDR, 2P, GRY, RA, NI/CU



TE Part #1674558-1
0.64 III/1.0 III 35POS PLUG ASSY (A)




TE Part #1-2282364-1
AMP MCP 2.8, CONTACT SWS LANCELESS



TE Part #5-1747145-4
DZ5200 H-HDR ASSY 4P 10.16MM PITCH



TE Part #2822397-2
ECONOSEAL 4P O RING



TE Part #172282-1
ECONOSEAL 12P RUBBER

Documents

Product Drawings

1.25 AF REC ASSY 30P B/TRAY

English

CAD Files

Customer View Model

ENG_CVM_CVM_3-917360-0_C.2d_dxf.zip

English

3D PDF



3D

Customer View Model

[ENG_CVM_CVM_3-917360-0_C.3d_igs.zip](#)

English

Customer View Model

[ENG_CVM_CVM_3-917360-0_C.3d_stp.zip](#)

English

By downloading the CAD file I accept and agree to the [Terms and Conditions](#) of use.

Product Specifications

[Product Specification](#)

Japanese

[Crimping Multi-Interlock Connector Contacts](#)

Japanese

Product Environmental Compliance

[Product Compliance](#)

English

[Product Compliance](#)

English