



FPC

TE Internal #: 3-84984-0

FPC Connectors, Flex-to-Board, 30 Position, .039 in [1 mm]
Centerline, Non-ZIF, Vertical, Through Hole - Solder, Height .22 in [5.6 mm]

[View on TE.com >](#)

Connectors > PCB Connectors > Wire-to-Board Connectors > FFC, FPC & Ribbon Connectors > FPC Connectors



Connector System: **Flex-to-Board**

Number of Positions: **30**

Centerline (Pitch): **1 mm [.039 in]**

Insertion Force Type: **Non-ZIF**

PCB Mount Orientation: **Vertical**

Features

Product Type Features

| | |
|-----------------------------------|---|
| PCB Connector Assembly Type | PCB Mount Receptacle |
| Connector Product Type | Connector Assembly |
| Connector System | Flex-to-Board |
| Insertion Force Type | Non-ZIF |
| Connector & Contact Terminates To | Flexible Printed Circuit (FPC), Printed Circuit Board |

Configuration Features

| | |
|-----------------------------------|----------|
| Compatible With Wire & Cable Type | FFC, FPC |
| Number of Rows | 1 |
| Number of Positions | 30 |
| PCB Mount Orientation | Vertical |

Electrical Characteristics

| | |
|-------------------|---------|
| Operating Voltage | 125 VAC |
|-------------------|---------|

Body Features



| | |
|-----------------------|-------|
| Primary Product Color | White |
|-----------------------|-------|

Contact Features

| | |
|---|------------------|
| PCB Contact Termination Area Plating Material Thickness | 1 µm[39.37 µin] |
| Contact Layout | Staggered Type A |
| Contact Type | Socket |
| Contact Mating Area Plating Material Thickness | 1 µm[39.37 µin] |
| PCB Contact Termination Area Plating Material Finish | Matte |
| Contact Shape & Form | Single Beam |
| Contact Mating Area Plating Material Finish | Matte |
| PCB Contact Termination Area Plating Material | Tin |
| Contact Base Material | Phosphor Bronze |
| Contact Mating Area Plating Material | Tin |
| Contact Current Rating (Max) | 1 A |

Termination Features

| | |
|---|-----------------------|
| Termination Post & Tail Length | 3 mm[.118 in] |
| Termination Method to Printed Circuit Board | Through Hole - Solder |

Mechanical Attachment

| | |
|--------------------------|---------------------|
| Mating Alignment | With |
| PCB Mount Retention Type | Kinked Solder Tails |
| PCB Mount Alignment | With |
| PCB Mount Retention | With |
| Connector Mounting Type | Board Mount |

Housing Features

| | |
|--------------------|---------------|
| Housing Material | PBT GF |
| Centerline (Pitch) | 1 mm[.039 in] |

Dimensions

| | |
|------------------------------|-----------------|
| Connector Length | 32 mm[1.26 in] |
| PCB Thickness (Recommended) | 1.6 mm[.063 in] |
| Connector Height | 5.6 mm[.22 in] |
| Connector Width | 3 mm[.118 in] |
| Accepts Flex Cable Thickness | .3 mm[.012 in] |

Usage Conditions



| | |
|-----------------------------|--------------------------|
| Operating Temperature Range | -20 – 85 °C[-4 – 185 °F] |
|-----------------------------|--------------------------|

Operation/Application

| | |
|---------------------|--------|
| Circuit Application | Signal |
|---------------------|--------|

Identification Marking

| | |
|--------------------------------|------|
| Circuit Identification Feature | With |
|--------------------------------|------|

Packaging Features

| | |
|--------------------|------------------|
| Packaging Quantity | 14 |
| Packaging Method | Box & Tube, Tube |

Product Compliance

[For compliance documentation, visit the product page on TE.com>](#)

| | |
|---|---|
| EU RoHS Directive 2011/65/EU | Compliant |
| EU ELV Directive 2000/53/EC | Compliant |
| China RoHS 2 Directive MIIT Order No 32, 2016 | No Restricted Materials Above Threshold |
| EU REACH Regulation (EC) No. 1907/2006 | Current ECHA Candidate List: JUNE 2023 (235) Candidate List Declared Against: JUNE 2023 (235) Does not contain REACH SVHC |
| Halogen Content | Not Low Halogen - contains Br or Cl > 900 ppm. |
| Solder Process Capability | Wave solder capable to 265°C |

Product Compliance Disclaimer

This information is provided based on reasonable inquiry of our suppliers and represents our current actual knowledge based on the information they provided. This information is subject to change. The part numbers that TE has identified as EU RoHS compliant have a maximum concentration of 0.1% by weight in homogenous materials for lead, hexavalent chromium, mercury, PBB, PBDE, DBP, BBP, DEHP, DIBP, and 0.01% for cadmium, or qualify for an exemption to these limits as defined in the Annexes of Directive 2011/65/EU (RoHS2). Finished electrical and electronic equipment products will be CE marked as required by Directive 2011/65/EU. Components may not be CE marked. Additionally, the part numbers that TE has identified as EU ELV compliant have a maximum concentration of 0.1% by weight in homogenous materials for lead, hexavalent chromium, and mercury, and 0.01% for cadmium, or qualify for an exemption to these limits as defined in the Annexes of Directive 2000/53/EC (ELV). Regarding the REACH Regulation, the information TE provides on SVHC in articles for this part number is based on the latest European Chemicals Agency (ECHA) 'Guidance on requirements for substances in articles' posted at this URL: <https://echa.europa.eu/guidance-documents/guidance-on-reach>

Compatible Parts



TE Part # 3-84983-0
1mm FFC DIP H ASSY 30P TUBE

Customers Also Bought



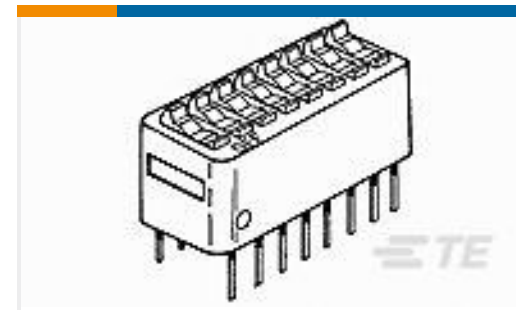
TE Part #1879234-8
SMF5 1K0 5%



TE Part #2-2176230-2
3522 47R 5% 3W



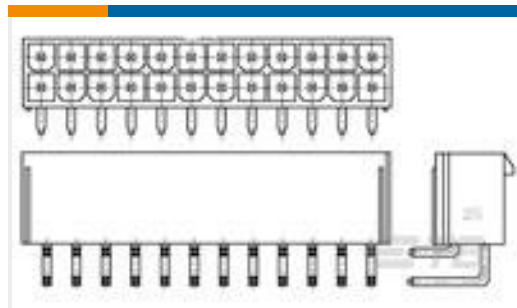
TE Part #1532187-1
M83513/02-AN, MCKS-N1-B-9SS



TE Part #5435640-5
DIP SW 8POSN AU



TE Part #5569564-1
MJ ASSY,R/A,8 POS,LED GRN&YELW



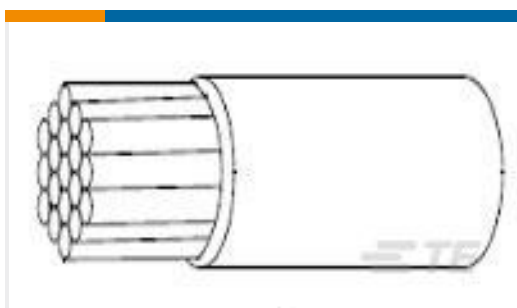
TE Part #1-1586041-8
18P VAL-U-LOK R/A HDR V2



TE Part #204513-2
AMPLIMITE,ASY,PLUG,STD,90,1



TE Part #DT15-2P
HDR, 2P, GRY, ST, NI/CU



TE Part #216390-000
22759/32-28-9



TE Part #L9000250-01
RP-SMA Jack 50 Ohm .062 PCB Edge Mount

Documents

Product Drawings

[1mm FFC DIP V ASSY 30P TUBE](#)

English

CAD Files

[Customer View Model](#)

[ENG_CVM_CVM_3-84984-0_D.2d_dxf.zip](#)

English

[3D PDF](#)



3D

Customer View Model

[ENG_CVM_CVM_3-84984-0_D.3d_igs.zip](#)

English

Customer View Model

[ENG_CVM_CVM_3-84984-0_D.3d_stp.zip](#)

English

By downloading the CAD file I accept and agree to the [Terms and Conditions](#) of use.

Datasheets & Catalog Pages

[1-1773959-6-flexible-printed-circuit-con](#)

English

[1-1773959-7-FPC-Connectors-CN](#)

FPC Connector Family

English

[5-1773461-0_Standard_FPC_Connector_Quick_Reference_Guide](#)

English

Product Specifications

[Product Specification](#)

English

Product Environmental Compliance

[TE Material Declaration](#)

English