

3-794630-8 ✓ ACTIVE

MATE-N-LOK | Micro MATE-N-LOK

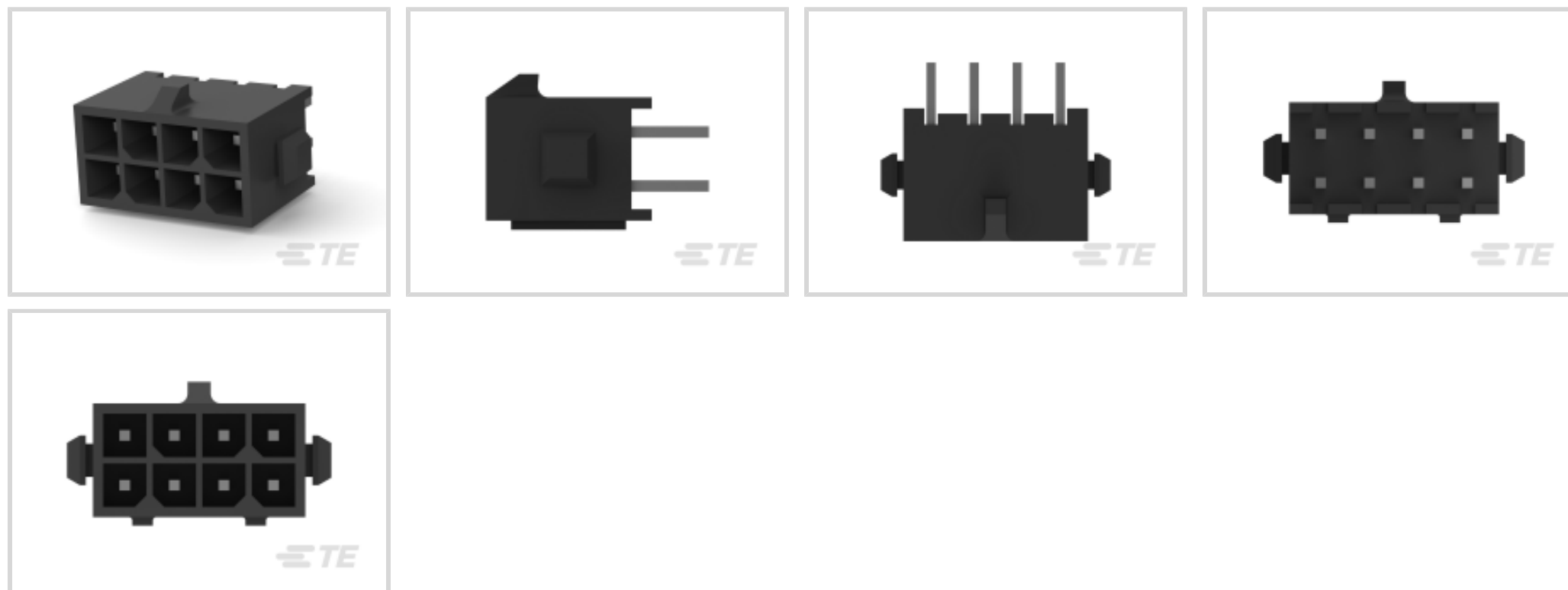
TE Internal #: 3-794630-8

Rectangular Power Connectors, Header, Plug, Wire-to-Board, 8
Position, 3 mm [.118 in] Centerline, Printed Circuit Board, UL 94V-0,
Micro MATE-N-LOK

[View on TE.com >](#)



Connectors > Power Connectors > Rectangular Power > Rectangular Power Connectors



Rectangular Power Connector Type: **Header**

Connector & Housing Type: **Plug**

Connector System: **Wire-to-Board**

Number of Positions: **8**

Centerline (Pitch): **3 mm [.118 in]**

Features

Product Type Features

| | |
|-----------------------------------|-----------------------|
| Header Type | Fully Shrouded |
| Rectangular Power Connector Type | Header |
| Connector & Housing Type | Plug |
| Connector System | Wire-to-Board |
| Sealable | No |
| Connector & Contact Terminates To | Printed Circuit Board |

Configuration Features

| | |
|---------------------------|----------|
| Number of Positions | 8 |
| PCB Mount Orientation | Vertical |
| Number of Power Positions | 8 |
| Number of Rows | 2 |

Electrical Characteristics

| | |
|-------------------|---------|
| Operating Voltage | 250 VDC |
|-------------------|---------|

Contact Features



| | |
|---|---|
| Multiple Contact Types | Without |
| PCB Contact Termination Area Plating Material Thickness | 2.54 μm [100 μin] |
| Contact Mating Area Plating Material | Tin |
| Contact Current Rating (Max) | 5 A |
| Contact Retention Within Housing | Without |
| Contact Type | Pin |
| PCB Contact Termination Area Plating Material | Tin |
| Contact Mating Area Plating Material Thickness | 2.54 – 7.62 μm [100 – 300 μin] |

Termination Features

| | |
|---|-----------------------|
| Termination Post & Tail Length | 3.18 mm[.125 in] |
| Termination Method to Printed Circuit Board | Through Hole - Solder |

Mechanical Attachment

| | |
|--------------------------|----------------|
| Mating Alignment Type | Polarization |
| Mating Retention | With |
| Mating Alignment | With |
| PCB Mount Alignment | Without |
| Panel Mount Feature | Without |
| PCB Mount Retention | With |
| PCB Mount Retention Type | Retention Bump |
| Mating Retention Type | Locking Tab |
| Connector Mounting Type | Board Mount |

Housing Features

| | |
|--------------------|---------------|
| Centerline (Pitch) | 3 mm[.118 in] |
| Housing Color | Black |
| Housing Material | Nylon |

Dimensions

| | |
|-----------------------------|------------------|
| Connector Height | 9.24 mm |
| PCB Thickness (Recommended) | 1.57 mm[.062 in] |
| Product Width | 8.67 mm |
| Product Length | 12.86 mm |
| Row-to-Row Spacing | 3 mm[.118 in] |

Usage Conditions



| | |
|-----------------------------|----------------------------|
| Operating Temperature Range | -40 – 105 °C[-40 – 221 °F] |
|-----------------------------|----------------------------|

Operation/Application

| | |
|---------------------|-------|
| Circuit Application | Power |
|---------------------|-------|

Industry Standards

| | |
|---------------------------|--|
| CSA Rating | Certified, LR 7189 |
| Glow Wire Material Rating | Material with GWFI 850°C, Material with GWIT ≥ 775°C |
| UL Rating | Recognized |
| Agency/Standard | CNR, USR |
| Approved Standards | UL E28476 |
| UL Flammability Rating | UL 94V-0 |
| Glow Wire Rating | GWT 750°C (Without Flame) |

Packaging Features

| | |
|--------------------|------------------|
| Packaging Quantity | 234 |
| Packaging Method | Box & Tray, Tray |

Product Compliance

[For compliance documentation, visit the product page on TE.com>](#)

| | |
|---|---|
| EU RoHS Directive 2011/65/EU | Compliant |
| EU ELV Directive 2000/53/EC | Compliant |
| China RoHS 2 Directive MIIT Order No 32, 2016 | No Restricted Materials Above Threshold |
| EU REACH Regulation (EC) No. 1907/2006 | Current ECHA Candidate List: JUNE 2023 (235) Candidate List Declared Against: JUNE 2023 (235) Does not contain REACH SVHC |
| Halogen Content | Low Halogen - Br, Cl, F, I < 900 ppm per homogenous material. Also BFR/CFR/PVC Free |
| Solder Process Capability | Reflow solder capable to 260°C |

Product Compliance Disclaimer

This information is provided based on reasonable inquiry of our suppliers and represents our current actual knowledge based on the information they provided. This information is subject to change. The part numbers that TE has identified as EU RoHS compliant have a maximum concentration of 0.1% by weight in homogenous materials for lead, hexavalent chromium, mercury, PBB, PBDE, DBP, BBP, DEHP, DIBP, and 0.01% for cadmium, or qualify for an exemption to these limits as defined in the Annexes of Directive 2011/65/EU (RoHS2). Finished electrical and electronic equipment products will be CE marked as required by Directive 2011/65/EU. Components may not be CE marked. Additionally, the part numbers that TE has identified as EU ELV compliant have a maximum concentration of 0.1% by weight in homogenous



materials for lead, hexavalent chromium, and mercury, and 0.01% for cadmium, or qualify for an exemption to these limits as defined in the Annexes of Directive 2000/53/EC (ELV). Regarding the REACH Regulation, the information TE provides on SVHC in articles for this part number is based on the latest European Chemicals Agency (ECHA) 'Guidance on requirements for substances in articles' posted at this URL: <https://echa.europa.eu/guidance-documents/guidance-on-reach>

Compatible Parts



TE Part # 794617-8
8POS,MICRO MNL,RCPT HSG




TE Part # 4-2315124-0
10P MICRO MNL ASSY,VRT,SMT,LF




TE Part # 4-2315124-2
12P MICRO MNL ASSY,VRT,SMT,LF

Also in the Series | Micro MATE-N-LOK



Insertion & Extraction Tools(1)



Power Contacts(27)



Rectangular Power Connectors(466)

Customers Also Bought



TE Part #1-640456-3
13P MTA100 HDR ASSY F/L SQ STR



TE Part #5-794630-0
20P MICRO MNL ASSY,VRT,HDR,LF



TE Part #5-794630-4
24P MICRO MNL ASSY,VRT,HDR,LF



TE Part #2-1445050-2
MICRO MNL HDR ASSY S/ROW LF



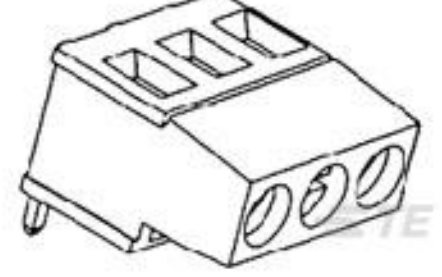
TE Part #4-794630-4
14P MICRO MNL ASSY,VRT,HDR,LF



TE Part #2-1445093-2
MICRO MNL HDR ASSY S/ROW AU LF



TE Part #4-1676481-4
CPF 0603 360R 0.1% 25PPM 1K RL



TE Part #1546073-3
3 POS 5.08MM TERMI-BLOK

Documents



Product Drawings

[08P MICRO MNL ASSY VRT HDR LF](#)

English

CAD Files

[3D PDF](#)

3D

Customer View Model

[ENG_CVM_CVM_3-794630-8_H.2d_dxf.zip](#)

English

Customer View Model

[ENG_CVM_CVM_3-794630-8_H.3d_igs.zip](#)

English

Customer View Model

[ENG_CVM_CVM_3-794630-8_H.3d_stp.zip](#)

English

By downloading the CAD file I accept and agree to the [Terms and Conditions](#) of use.

Datasheets & Catalog Pages

[SOFT_SHELL_PIN_AND_SOCKET_CONNECTORS_CATALOG](#)

English

[MICRO MATE-N-LOK CONNECTOR SYSTEM](#)

English

Product Specifications

[Application Specification](#)

English

Product Environmental Compliance

[MD_3-794630-8_01272017557_dmtec](#)

English

[MD_3-794630-8_01272017557_dmtec](#)

English

Agency Approvals

[VDE Certificate](#)

English