

3-794122-1 ✓ ACTIVE

AMP-IN

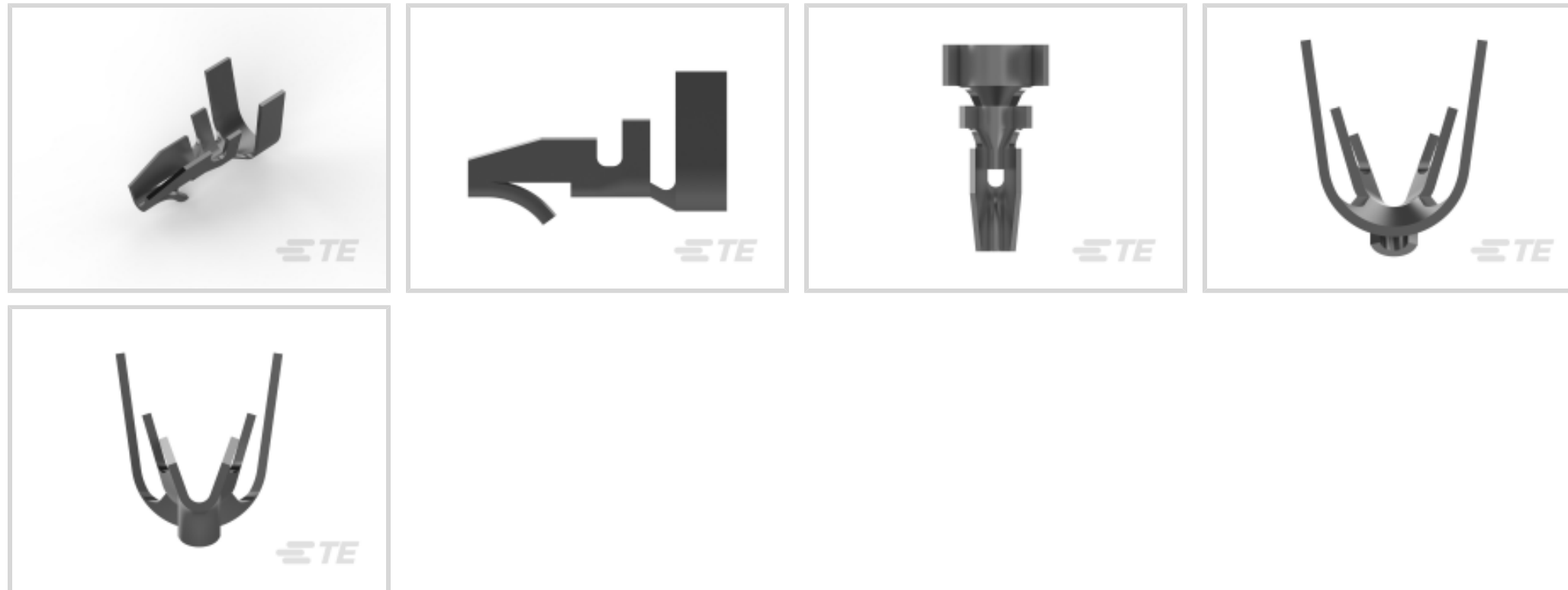
TE Internal #: 3-794122-1

PCB Terminals, PCB Pin, PCB Hole Diameter 1.4 mm [.055 in], 26 – 22 AWG Wire Size, .12 – .4 mm² Wire Size, Through Hole - Solder, Pre-Tin Plating

[View on TE.com >](#)



Terminals & Splices > PCB Terminals



PCB Terminal Type: **PCB Pin**

PCB Thickness (Recommended): **1.57 mm [.062 in]**

PCB Hole Diameter: **1.4 mm [.055 in]**

Profile Height from PCB: **2.93 mm [.117 in]**

Compatible Insulation Diameter (Max): **2.79 mm [.11 in]**

Features

Product Type Features

Terminal Features	Stud Hole
-------------------	-----------

Contact Features

Terminal Plating Finish	Bright
Contact Mating Area Plating Material Thickness	5.08 μm[200 μin]
PCB Terminal Type	PCB Pin
Terminal Plating Material	Pre-Tin
Terminal Size	Miniature
Terminal Orientation	Straight

Termination Features

Termination Method to Printed Circuit Board	Through Hole - Solder
Product Terminates To	Printed Circuit Board

Mechanical Attachment

Wire Insulation Support	With
-------------------------	------



Dimensions

Extension Below Board	2.54 mm[.1 in]
PCB Thickness (Recommended)	1.57 mm[.062 in]
PCB Hole Diameter	1.4 mm[.055 in]
Profile Height from PCB	2.93 mm[.117 in]
Compatible Insulation Diameter (Max)	2.79 mm[.11 in]
Compatible Insulation Diameter Range	1.02 – 2.79 mm[.04 – .11 in]
Wire Size	.12 – .4 mm ²

Usage Conditions

Insulation Option	Uninsulated
Operating Temperature Range	-55 – 105 °C[-67 – 221 °F]

Packaging Features

Packaging Quantity	6000
Packaging Method	Reel

Other

Terminals & Splices Comment	Higher tensile available with nose crimp., Machine applied applicator required., No hand tools available., Not available in loose piece.
-----------------------------	--

Product Compliance

[For compliance documentation, visit the product page on TE.com>](#)

EU RoHS Directive 2011/65/EU	Compliant
EU ELV Directive 2000/53/EC	Compliant
China RoHS 2 Directive MIIT Order No 32, 2016	No Restricted Materials Above Threshold
EU REACH Regulation (EC) No. 1907/2006	Current ECHA Candidate List: JUNE 2023 (235) Candidate List Declared Against: JUNE 2023 (235) Does not contain REACH SVHC
Halogen Content	Low Halogen - Br, Cl, F, I < 900 ppm per homogenous material. Also BFR/CFR/PVC Free
Solder Process Capability	Wave solder capable to 265°C

Product Compliance Disclaimer

This information is provided based on reasonable inquiry of our suppliers and represents our current actual knowledge based on the information they provided. This information is subject to change. The part numbers that TE has identified as EU RoHS compliant have a maximum concentration of 0.1% by weight in homogenous materials for lead, hexavalent chromium, mercury, PBB, PBDE, DBP, BBP, DEHP, DIBP, and 0.01% for cadmium, or qualify for an exemption to these limits as defined in the Annexes of Directive 2011/65/EU (RoHS2). Finished electrical and electronic equipment products will be CE marked as required by Directive 2011/65/EU. Components may not be CE marked. Additionally, the part numbers that TE has identified as EU ELV compliant have a maximum concentration of 0.1% by weight in homogenous materials for lead, hexavalent chromium, and mercury, and 0.01% for cadmium, or qualify for an exemption to these limits as defined in the Annexes of Directive 2000/53/EC (ELV). Regarding the REACH Regulation, the information TE provides on SVHC in articles for this part number is based on the latest European Chemicals Agency (ECHA) 'Guidance on requirements for substances in articles' posted at this URL: <https://echa.europa.eu/guidance-documents/guidance-on-reach>

Compatible Parts



TE Part # 2305570-1
Strip Terminal Cutter-Side Feed-No Crimp



TE Part # 170197-2
MINI AMP-IN 24-20 AWG



TE Part # 2-2836110-1
OCEAN_2.0_Applicator-S-039F1250



TE Part # 2-2836110-2
OCEAN_2.0_Applicator-S-039F1250



TE Part # 2836110-1
OCEAN_2.0_Applicator-S-039F1250



TE Part # 2836110-2
OCEAN_2.0_Applicator-S-039F1250



TE Part # 7-2836110-1
OCEAN_2.0_Applicator-S-039F1250



TE Part # 7-2836110-2
OCEAN_2.0_Applicator-S-039F1250



KIT
REPRESENTATION ONLY

TE Part # 7-2836110-7
OCEAN_2.0_SPARE_PART_KIT-039F1250

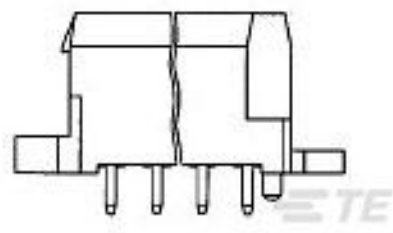


TE Part # 170197-1
MINI AMP-IN 24-20 AWG

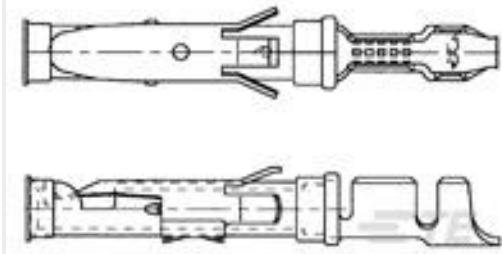


TE Part # 172020-1
13P MINI AMPIN HEADER HSG

Customers Also Bought



TE Part #963357-6
2X 2P MESSERLEISTE




TE Part #1-163083-1
.062 DIA SOC.ASS 3+




TE Part #1-1879495-0
CRGH0603 5% 33K 0.2W



TE Part #2-1625892-4
3W SM M/OX 5% 1K8




TE Part #1-2316366-3
AV19 DPM 3A POWER LOGO R&G 12V



TE Part #1-2317404-3
AV19 DPM 3A FIXED RING R&G 12V



TE Part #1-2176337-7
CRGCQ 0402 220R 1%



TE Part #3-2176314-5
MELF SMA_A 100R 1% 50PPM 0102 0.3 W



TE Part #1-1718627-1
AMP MCP 2.8 HSG. 3POS.,ASS'Y

Documents

Product Drawings

[MINI AMPIN 2000,26-22AWG,PHBRZ](#)

English

CAD Files

Customer View Model

[ENG_CVM_CVM_3-794122-1_E.2d_dxf.zip](#)

English

3D PDF

3D

Customer View Model

[ENG_CVM_CVM_3-794122-1_E.3d_igs.zip](#)

English

Customer View Model

[ENG_CVM_CVM_3-794122-1_E.3d_stp.zip](#)

English

By downloading the CAD file I accept and agree to the [Terms and Conditions](#) of use.

Datasheets & Catalog Pages



PRINTED CIRCUIT BOARD TERMINALS AND DISCONNECTS

English

Product Specifications

Application Specification

English

Product Environmental Compliance

MD_3-794122-1_050920162331_dmtec

English

MD_3-794122-1_050920162331_dmtec

English