

3-770060-1 ✓ ACTIVE



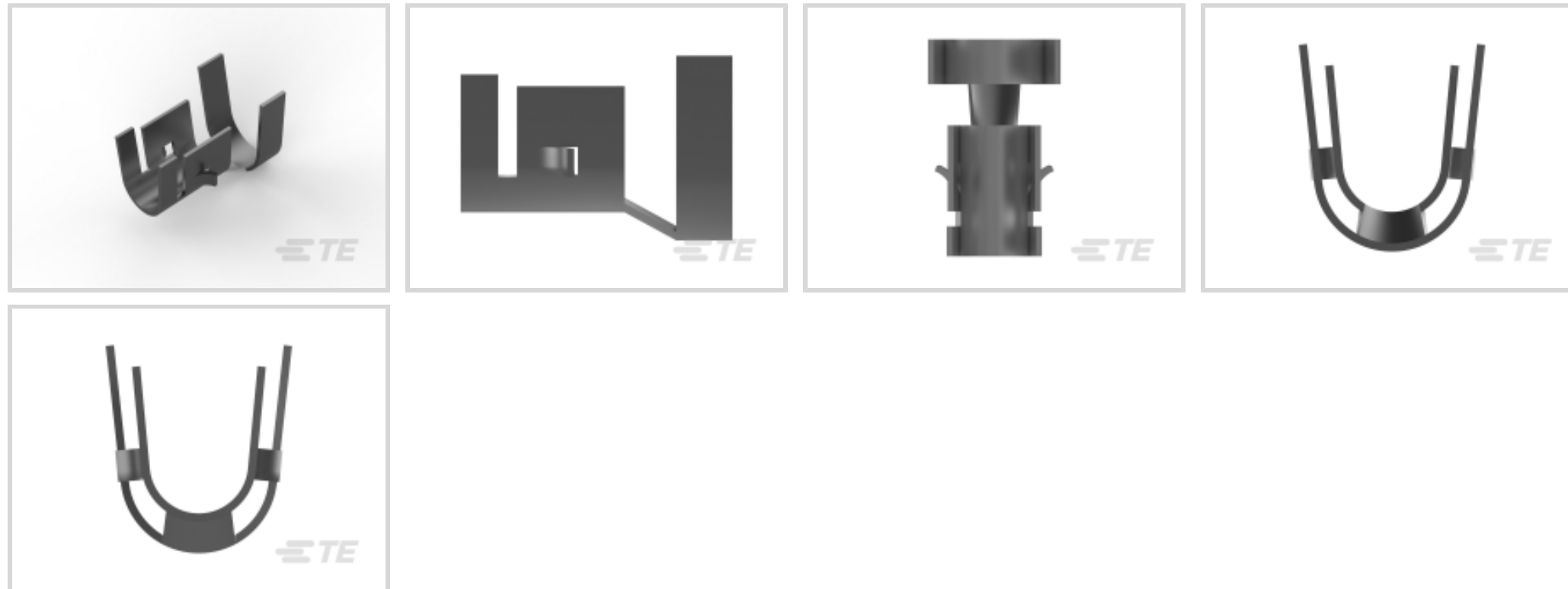
AMP-IN

TE Internal #: 3-770060-1

PCB Terminals, PCB Pin, PCB Hole Diameter 3.18 mm [.125 in], 18 – 14 AWG Wire Size, .8 – 2 mm² Wire Size, Through Hole - Solder, Pre-Tin Plating, Reel

[View on TE.com >](#)

Terminals & Splices > PCB Terminals



PCB Terminal Type: **PCB Pin**

PCB Thickness (Recommended): **1.57 mm [.062 in]**

PCB Hole Diameter: **3.18 mm [.125 in]**

Profile Height from PCB: **3.43 mm [.137 in]**

Compatible Insulation Diameter (Max): **3.81 mm [.15 in]**

Features

Product Type Features

Terminal Features	Stud Hole
-------------------	-----------

Contact Features

Terminal Plating Finish	Bright
Contact Mating Area Plating Material Thickness	5.08 μm[200 μin]
PCB Terminal Type	PCB Pin
Terminal Plating Material	Pre-Tin
Terminal Size	Miniature
Terminal Orientation	Straight

Termination Features

Termination Method to Printed Circuit Board	Through Hole - Solder
Product Terminates To	Printed Circuit Board

Mechanical Attachment

Wire Insulation Support	With
-------------------------	------



Dimensions

Extension Below Board	3.18 mm [.125 in]
PCB Thickness (Recommended)	1.57 mm [.062 in]
PCB Hole Diameter	3.18 mm [.125 in]
Profile Height from PCB	3.43 mm [.137 in]
Compatible Insulation Diameter (Max)	3.81 mm [.15 in]
Compatible Insulation Diameter Range	2.29 – 3.81 mm [.09 – .15 in]
Wire Size	.8 – 2 mm ²

Usage Conditions

Insulation Option	Uninsulated
Operating Temperature Range	-55 – 105 °C [-67 – 221 °F]

Packaging Features

Packaging Quantity	3000
Packaging Method	Reel

Other

Terminals & Splices Comment	Higher tensile available with nose crimp., Machine applied applicator required., No hand tools available., Not available in loose piece.
-----------------------------	------------------------------------------------------------------------------------------------------------------------------------------

Product Compliance

[For compliance documentation, visit the product page on TE.com>](#)

EU RoHS Directive 2011/65/EU	Compliant
EU ELV Directive 2000/53/EC	Compliant
China RoHS 2 Directive MIIT Order No 32, 2016	No Restricted Materials Above Threshold
EU REACH Regulation (EC) No. 1907/2006	Current ECHA Candidate List: JUNE 2023 (235) Candidate List Declared Against: JUNE 2023 (235) Does not contain REACH SVHC
Halogen Content	Low Halogen - Br, Cl, F, I < 900 ppm per homogenous material. Also BFR/CFR/PVC Free
Solder Process Capability	Wave solder capable to 265°C

Product Compliance Disclaimer

This information is provided based on reasonable inquiry of our suppliers and represents our current actual knowledge based on the information they provided. This information is subject to change. The part numbers that TE has identified as EU RoHS compliant have a maximum concentration of 0.1% by weight in homogenous materials for lead, hexavalent chromium, mercury, PBB, PBDE, DBP, BBP, DEHP, DIBP, and 0.01% for cadmium, or qualify for an exemption to these limits as defined in the Annexes of Directive 2011/65/EU (RoHS2). Finished electrical and electronic equipment products will be CE marked as required by Directive 2011/65/EU. Components may not be CE marked. Additionally, the part numbers that TE has identified as EU ELV compliant have a maximum concentration of 0.1% by weight in homogenous materials for lead, hexavalent chromium, and mercury, and 0.01% for cadmium, or qualify for an exemption to these limits as defined in the Annexes of Directive 2000/53/EC (ELV). Regarding the REACH Regulation, the information TE provides on SVHC in articles for this part number is based on the latest European Chemicals Agency (ECHA) 'Guidance on requirements for substances in articles' posted at this URL: <https://echa.europa.eu/guidance-documents/guidance-on-reach>

Compatible Parts

TE Part # 2305570-1
Strip Terminal Cutter-Side Feed-No Crimp

TE Part # 2-2266225-1
OCEAN_2.0_Applicator-S-110F110SC

TE Part # 2-2266225-2
OCEAN_2.0_Applicator-S-110F110SCA

TE Part # 2151314-1
OCEAN_2.0_Applicator-S-110F155F

TE Part # 2151314-2
OCEAN_2.0_Applicator-S-110F155F

TE Part # 2266225-1
OCEAN_2.0_Applicator-S-110F110SC

TE Part # 2266225-2
OCEAN_2.0_Applicator-S-110F110SCA

TE Part # 7-2151314-1
OCEAN_2.0_Applicator-S-110F155F

TE Part # 7-2151314-2
OCEAN_2.0_Applicator-S-110F155F

KIT
TE Part # 7-2151314-7
OCEAN_2.0_SPARE_PART_KIT-110F155F

KIT
TE Part # 7-2266225-7
OCEAN_2.0_SPARE_PART_KIT-110F110SC

KIT
TE Part # 7-2266225-8
OCEAN_2.0_SPARE_PART_KIT-110F110SC

KIT
TE Part # 7-2266225-9
OCEAN_2.0_SPARE_PART_KIT-110F110SC

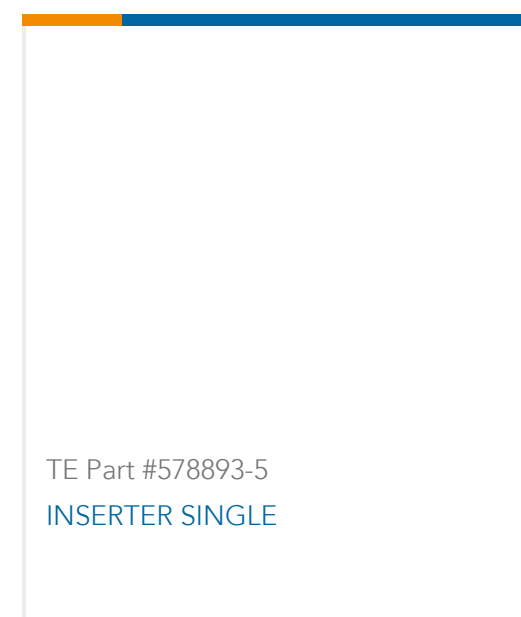
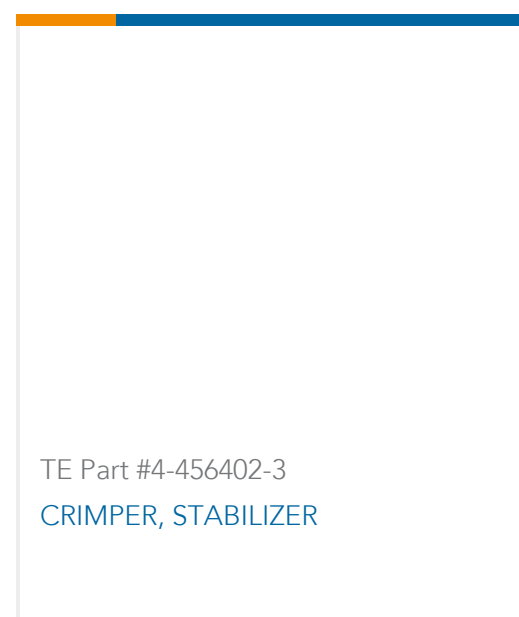
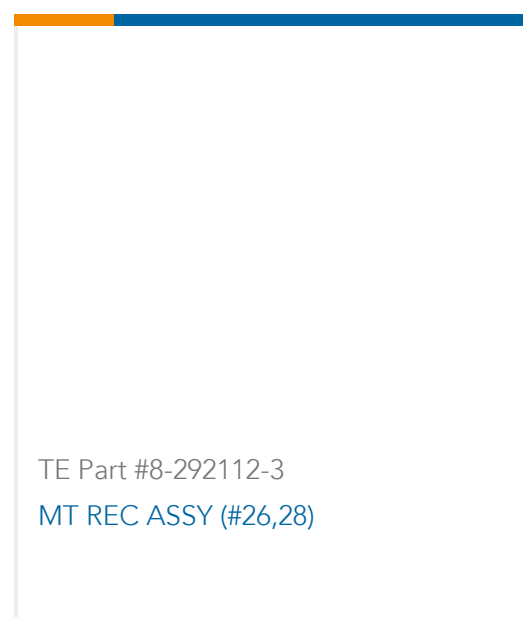
TE Part # 2266693-1
OC-AT-S-FM-110F155F-001-0127

TE Part # 2266693-2
OC-AT-S-FA-110F155F-001-0127

TE Part # 2-2151314-1
OCEAN_2.0_Applicator-S-110F155F



Customers Also Bought



Documents

Product Drawings

MINI AMP-IN PTLP/PHBZ

English

CAD Files

3D PDF

3D

Customer View Model

[ENG_CVM_CVM_3-770060-1_P.3d_igs.zip](#)

English

Customer View Model

[ENG_CVM_CVM_3-770060-1_P.3d_stp.zip](#)

English

Customer View Model

[ENG_CVM_CVM_3-770060-1_P.2d_dxf.zip](#)

English

By downloading the CAD file I accept and agree to the [Terms and Conditions](#) of use.



Datasheets & Catalog Pages

PRINTED CIRCUIT BOARD TERMINALS AND DISCONNECTS

English

Product Specifications

Application Specification

English

Product Environmental Compliance

Product Compliance Document

English

Product Compliance Document

English