



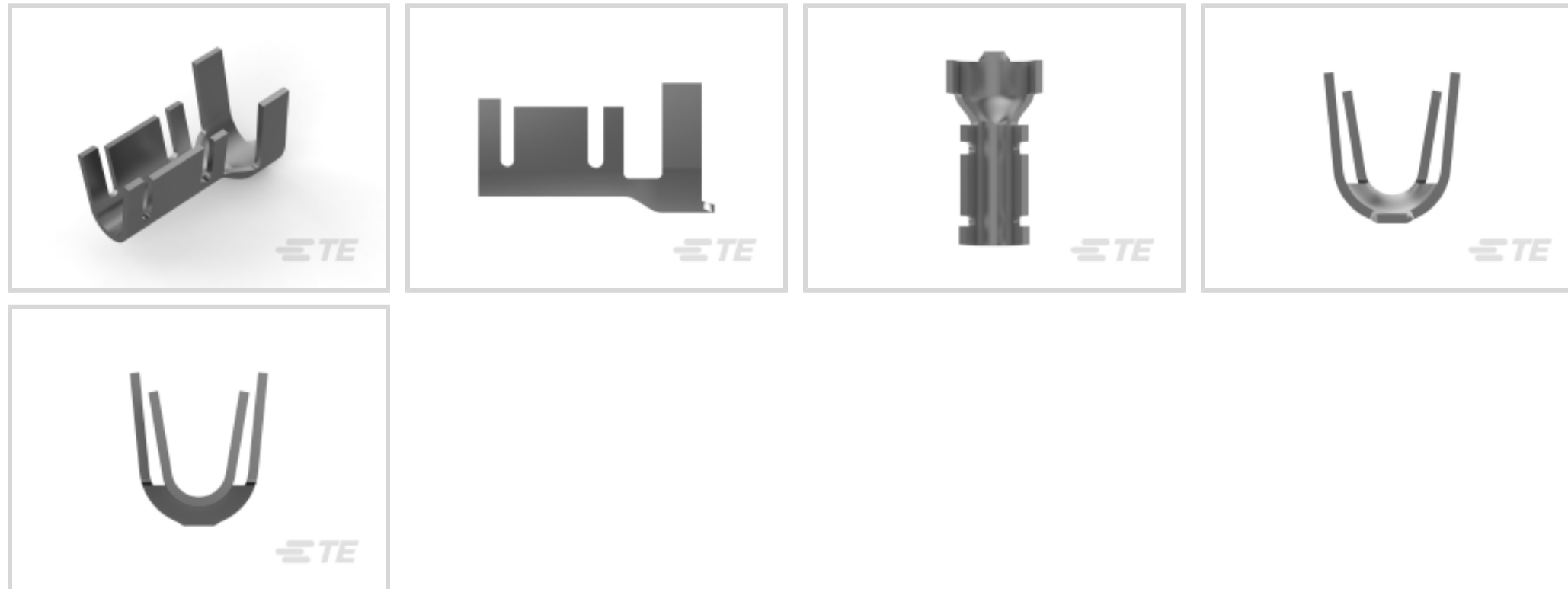
AMP-IN

TE Internal #: 3-647334-1

PCB Terminals, PCB Pin, PCB Hole Diameter 3.18 mm [.125 in], 18 – 14 AWG Wire Size, .8 – 2 mm² Wire Size, Through Hole - Solder, Tin Plating, Box

[View on TE.com >](#)

Terminals & Splices > PCB Terminals



PCB Terminal Type: **PCB Pin**

PCB Thickness (Recommended): **1.57 mm [.062 in]**

PCB Hole Diameter: **3.18 mm [.125 in]**

Profile Height from PCB: **4.7 mm [.187 in]**

Compatible Insulation Diameter (Max): **3.81 mm [.15 in]**

Features

Product Type Features

Terminal Features	Stud Hole
-------------------	-----------

Contact Features

Terminal Plating Finish	Bright
Contact Mating Area Plating Material Thickness	5.08 μm[200 μin]
PCB Terminal Type	PCB Pin
Terminal Plating Material	Tin
Terminal Size	Miniature
Terminal Orientation	Straight

Termination Features

Termination Method to Printed Circuit Board	Through Hole - Solder
Product Terminates To	Printed Circuit Board

Mechanical Attachment

Wire Insulation Support	With
-------------------------	------



Dimensions

Extension Below Board	3.18 mm [.125 in]
PCB Thickness (Recommended)	1.57 mm [.062 in]
PCB Hole Diameter	3.18 mm [.125 in]
Profile Height from PCB	4.7 mm [.187 in]
Compatible Insulation Diameter (Max)	3.81 mm [.15 in]
Compatible Insulation Diameter Range	2.29 – 3.81 mm [.09 – .15 in]
Wire Size	.8 – 2 mm ²

Usage Conditions

Insulation Option	Uninsulated
Operating Temperature Range	-55 – 105 °C [-67 – 221 °F]

Packaging Features

Packaging Quantity	3000
Packaging Method	Box

Other

Terminals & Splices Comment	Higher tensile available with nose crimp., Machine applied applicator required., No hand tools available., Not available in loose piece.
-----------------------------	------------------------------------------------------------------------------------------------------------------------------------------

Product Compliance

[For compliance documentation, visit the product page on TE.com>](#)

EU RoHS Directive 2011/65/EU	Compliant
EU ELV Directive 2000/53/EC	Compliant
China RoHS 2 Directive MIIT Order No 32, 2016	No Restricted Materials Above Threshold
EU REACH Regulation (EC) No. 1907/2006	Current ECHA Candidate List: JUNE 2023 (235) Candidate List Declared Against: JUNE 2022 (224) Does not contain REACH SVHC
Halogen Content	Low Halogen - Br, Cl, F, I < 900 ppm per homogenous material. Also BFR/CFR/PVC Free
Solder Process Capability	Wave solder capable to 265°C

Product Compliance Disclaimer

This information is provided based on reasonable inquiry of our suppliers and represents our current actual knowledge based on the information they provided. This information is subject to change. The part numbers that TE has identified as EU RoHS compliant have a maximum concentration of 0.1% by weight in homogenous materials for lead, hexavalent chromium, mercury, PBB, PBDE, DBP, BBP, DEHP, DIBP, and 0.01% for cadmium, or qualify for an exemption to these limits as defined in the Annexes of Directive 2011/65/EU (RoHS2). Finished electrical and electronic equipment products will be CE marked as required by Directive 2011/65/EU. Components may not be CE marked. Additionally, the part numbers that TE has identified as EU ELV compliant have a maximum concentration of 0.1% by weight in homogenous materials for lead, hexavalent chromium, and mercury, and 0.01% for cadmium, or qualify for an exemption to these limits as defined in the Annexes of Directive 2000/53/EC (ELV). Regarding the REACH Regulation, the information TE provides on SVHC in articles for this part number is based on the latest European Chemicals Agency (ECHA) 'Guidance on requirements for substances in articles' posted at this URL: <https://echa.europa.eu/guidance-documents/guidance-on-reach>

Compatible Parts



TE Part # 2-2837157-1
OCEAN_2.0_Applicator-S-110F1550



TE Part # 2-2837157-2
OCEAN_2.0_Applicator-S-110F1550



TE Part # 2837157-1
OCEAN_2.0_Applicator-S-110F1550



TE Part # 2837157-2
OCEAN_2.0_Applicator-S-110F1550



KIT
REPRESENTATION ONLY

TE Part # 7-2837157-7
OCEAN_2.0_SPARE_PART_KIT-110F1550

Customers Also Bought



TE Part #1-292132-0
CT P/HDR BOX V 10P NAT



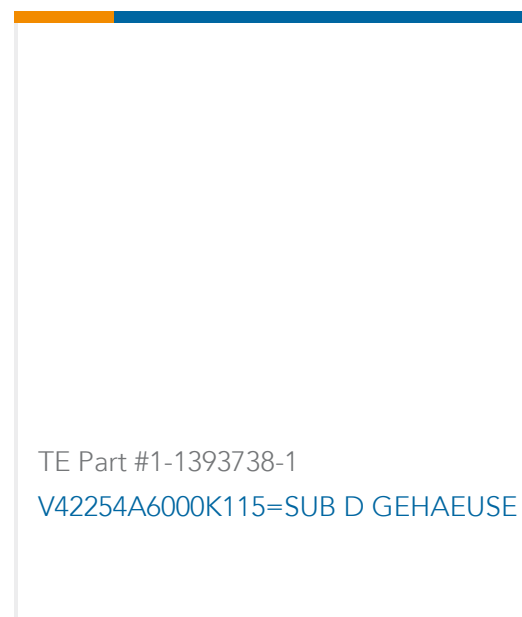
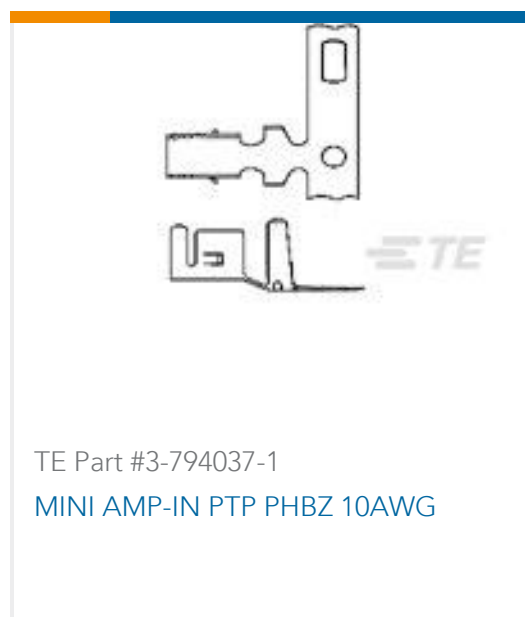
TE Part #280366
AMPMODU II REC. HSG DUAL ROW, 16 POS.



TE Part #770232-1
CMNL IDC COVER



TE Part #1-1670918-1
4POS, MCON 1.2 LL REC SEALED



Documents

Product Drawings

[MINI AMP-IN 2000,14-18 AWG LF](#)

English

CAD Files

[3D PDF](#)

3D

Customer View Model

[ENG_CVM_CVM_3-647334-1_B.2d_dxf.zip](#)

English

Customer View Model

[ENG_CVM_CVM_3-647334-1_B.3d_igs.zip](#)

English

Customer View Model

[ENG_CVM_CVM_3-647334-1_B.3d_stp.zip](#)

English

By downloading the CAD file I accept and agree to the [Terms and Conditions](#) of use.

Product Specifications

[Application Specification](#)

English

[Application Specification](#)

English

Product Environmental Compliance

[Product Compliance](#)

English

[Product Compliance](#)

English