



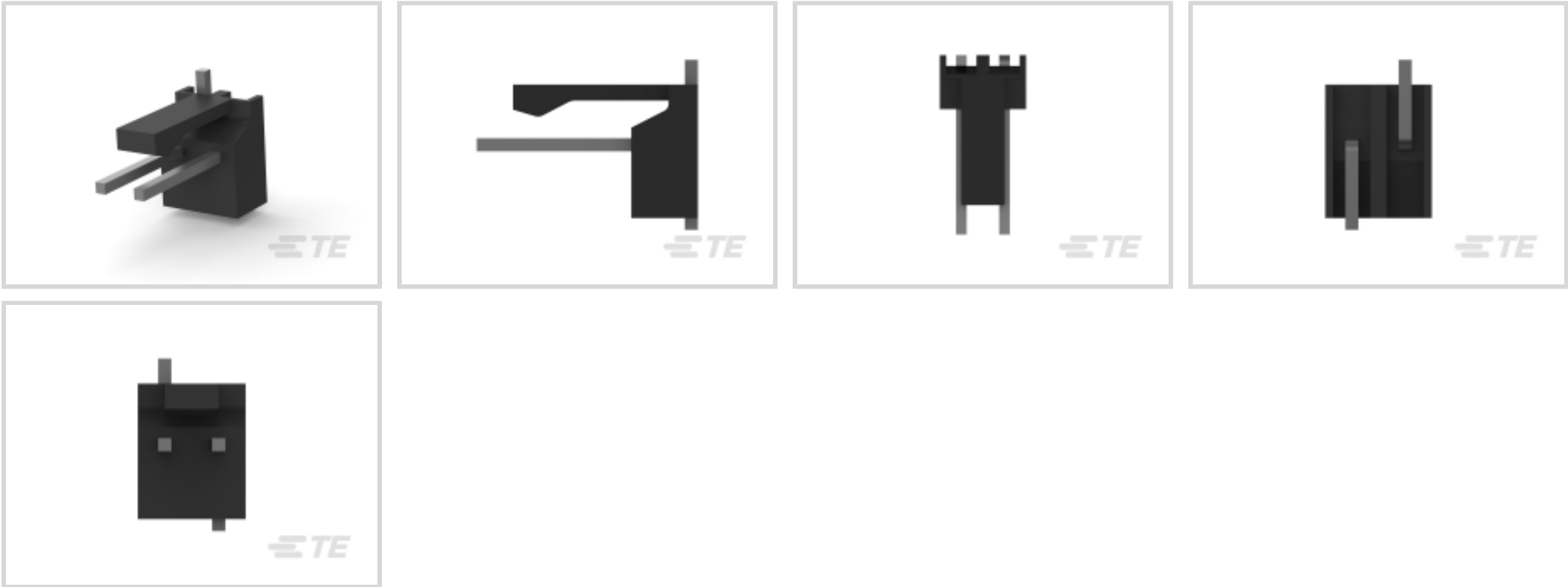
MTA 100

TE Internal #: 3-647166-2

PCB Mount Header, Vertical, Wire-to-Board, 2 Position, 2.54 mm [.1 in] Centerline, Partially Shrouded, Tin, Surface Mount, Signal, Black, MTA 100

[View on TE.com >](#)

Connectors > PCB Connectors > PCB Headers & Receptacles > Nylon Vertical PCB Header: 2.54mm, Surface Mount, MTA 100



Connector System: **Wire-to-Board**

Number of Positions: **2**

Number of Rows: **1**

Centerline (Pitch): **2.54 mm [.1 in]**

PCB Mount Orientation: **Vertical**

[All Nylon Vertical PCB Header: 2.54mm, Surface Mount, MTA 100 \(39\)](#)

Features

Product Type Features

Connector System	Wire-to-Board
Header Type	Partially Shrouded
Sealable	No
Connector & Contact Terminates To	Printed Circuit Board
PCB Connector Assembly Type	PCB Mount Header

Configuration Features

Number of Columns	2
Number of Positions	2
Number of Rows	1
PCB Mount Orientation	Vertical

Electrical Characteristics

Operating Voltage	250 VAC
-------------------	---------



Body Features

Primary Product Color	Black
-----------------------	-------

Contact Features

Contact Mating Area Length	7.37 mm[.29 in]
Mating Square Post Dimension	.64 mm[.025 in]
PCB Contact Termination Area Plating Material Thickness	3.81 – 6.3 µm[150 – 250 µin]
Contact Layout	Inline
Contact Underplating Material Thickness	1.27 µm[50 µin]
Contact Mating Area Plating Material Thickness	3.81 µm[150 µin]
PCB Contact Termination Area Plating Material Finish	Matte
Contact Shape & Form	Square
Contact Mating Area Plating Material Finish	Matte
Contact Underplating Material	Nickel
PCB Contact Termination Area Plating Material	Tin
Contact Base Material	Copper Alloy
Contact Mating Area Plating Material	Tin
Contact Type	Pin
Contact Current Rating (Max)	5 A

Termination Features

Square Termination Post & Tail Dimension	.64 mm[.025 in]
Termination Method to Printed Circuit Board	Surface Mount

Mechanical Attachment

Mating Alignment Type	Polarization
Mating Retention	With
Panel Mount Feature	Without
Mating Retention Type	Friction Lock
Connector Mounting Type	Board Mount
Mating Alignment	With
PCB Mount Alignment	Without
PCB Mount Retention	Without

Housing Features

Housing Material	Nylon 4/6
------------------	-----------



Centerline (Pitch)	2.54 mm[.1 in]
--------------------	----------------

Dimensions

Connector Length	5.08 mm[.2 in]
Connector Height	10.66 mm[.42 in]
Connector Width	6.35 mm[.25 in]
PCB Thickness (Recommended)	.25 mm[.01 in]

Usage Conditions

Operating Temperature Range	-55 – 105 °C[-67 – 221 °F]
-----------------------------	----------------------------

Operation/Application

Circuit Application	Signal
---------------------	--------

Industry Standards

Agency/Standard	CSA, UL
Approved Standards	CSA LR7189, UL E28476
UL Flammability Rating	UL 94V-0

Packaging Features

Packaging Quantity	500
Packaging Type	Box, Carton

Product Compliance

For compliance documentation, visit the product page on TE.com>

EU RoHS Directive 2011/65/EU	Compliant
EU ELV Directive 2000/53/EC	Compliant
China RoHS 2 Directive MIIT Order No 32, 2016	No Restricted Materials Above Threshold
EU REACH Regulation (EC) No. 1907/2006	Current ECHA Candidate List: JUNE 2023 (235) Candidate List Declared Against: JUNE 2023 (235) Does not contain REACH SVHC
Halogen Content	Low Halogen - Br, Cl, F, I < 900 ppm per homogenous material. Also BFR/CFR/PVC Free
Solder Process Capability	Reflow solder capable to 260°C

Product Compliance Disclaimer



This information is provided based on reasonable inquiry of our suppliers and represents our current actual knowledge based on the information they provided. This information is subject to change. The part numbers that TE has identified as EU RoHS compliant have a maximum concentration of 0.1% by weight in homogenous materials for lead, hexavalent chromium, mercury, PBB, PBDE, DBP, BBP, DEHP, DIBP, and 0.01% for cadmium, or qualify for an exemption to these limits as defined in the Annexes of Directive 2011/65/EU (RoHS2). Finished electrical and electronic equipment products will be CE marked as required by Directive 2011/65/EU. Components may not be CE marked. Additionally, the part numbers that TE has identified as EU ELV compliant have a maximum concentration of 0.1% by weight in homogenous materials for lead, hexavalent chromium, and mercury, and 0.01% for cadmium, or qualify for an exemption to these limits as defined in the Annexes of Directive 2000/53/EC (ELV). Regarding the REACH Regulation, the information TE provides on SVHC in articles for this part number is based on the latest European Chemicals Agency (ECHA) 'Guidance on requirements for substances in articles' posted at this URL: <https://echa.europa.eu/guidance-documents/guidance-on-reach>

Compatible Parts

Also in the Series | MTA 100

--	--	--	--



Standard Rectangular Connectors(495)




Wire-to-Board Connector Assemblies & Housings(1)



Wire-to-Board Connector Contacts(8)

Customers Also Bought




TE Part #640417-1
BLADE REC 250 18-14AWG BR



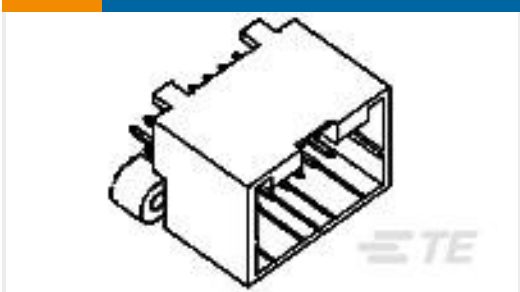
TE Part #1-1614884-9
CPF 0805 12R 0.1% 25PPM 1K RL



TE Part #9-1614353-1
RN 0603 49R9 0.1% 10PPM CUT LENGTH



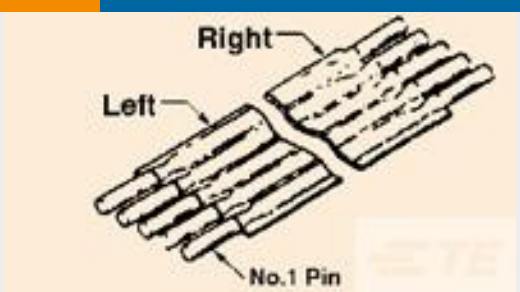
TE Part #9-1879252-4
RP 2B 10R 0.1% 15PPM CUT LENGTH



TE Part #174975-2
040 MLC CAP ASSY V 16P



TE Part #3-1676966-9
SMW2 3R9 5%



TE Part #1-6437138-1
FSN-21.6A-10

Documents

CAD Files

3D PDF

3D

Customer View Model

ENG_CVM_CVM_3-647166-2_M_c-3-647166-2-m.2d_dxf.zip

English

Customer View Model

ENG_CVM_CVM_3-647166-2_M_c-3-647166-2-m.3d_igs.zip

English

Customer View Model

ENG_CVM_CVM_3-647166-2_M_c-3-647166-2-m.3d_stp.zip

English

By downloading the CAD file I accept and agree to the [Terms and Conditions](#) of use.

Product Specifications

Application Specification

English



[Agency Approvals](#)
[Agency Approval Document](#)
English