

3-641217-3 ✓ ACTIVE

## MTA 156


TE Internal #: 3-641217-3

Rectangular Power Connectors, Connector Assembly, Receptacle, Wire-to-Board, 3 Position, 3.96 mm [.156 in] Centerline, Wire & Cable, UL 94V-2, MTA 156

[View on TE.com >](#)



Connectors > Power Connectors > Rectangular Power > Rectangular Power Connectors



Rectangular Power Connector Type: **Connector Assembly**

Connector & Housing Type: **Receptacle**

Connector System: **Wire-to-Board**

Number of Positions: **3**

Centerline (Pitch): **3.96 mm [.156 in]**

### Features

#### Product Type Features

|                                    |                    |
|------------------------------------|--------------------|
| Compatible With Discrete Wire Type | Stranded           |
| Rectangular Power Connector Type   | Connector Assembly |
| Connector & Housing Type           | Receptacle         |
| Connector System                   | Wire-to-Board      |
| Sealable                           | No                 |
| Connector & Contact Terminates To  | Wire & Cable       |

#### Configuration Features

|                           |   |
|---------------------------|---|
| Number of Positions       | 3 |
| Number of Power Positions | 3 |
| Number of Rows            | 1 |

#### Electrical Characteristics

|                   |         |
|-------------------|---------|
| Operating Voltage | 600 VAC |
|-------------------|---------|

#### Body Features

|                  |     |
|------------------|-----|
| Cable Exit Angle | 90° |
|------------------|-----|



|   |   |
|---|---|
| Connector Profile                               | Standard  |
| <b>Contact Features</b>                         |   |
| Contact Layout                                  | Inline  |
| Contact Underplating Material Thickness         | 1.27 – 1.77 $\mu\text{m}$ [1.27 – 1.77 $\mu\text{in}$ ] |
| Wire Contact Termination Area Plating Thickness | 2.03 – 5.08 $\mu\text{m}$ [80 – 200 $\mu\text{in}$ ]    |
| Contact Mating Area Plating Material            | Gold, Gold Flash over Palladium Nickel                  |
| Contact Underplating Material                   | Nickel  |
| Contact Base Material                           | Copper Alloy  |
| Contact Current Rating (Max)                    | 7 A   |
| Contact Retention Within Housing                | With  |
| Contact Type                                    | Receptacle  |
| Wire Contact Termination Area Plating Material  | Tin   |
| Contact Mating Area Plating Material Thickness  | .076 $\mu\text{m}$ [3 $\mu\text{in}$ ]                  |
| <b>Termination Features</b>                     |   |
| Termination Method to Wire & Cable              | Insulation Displacement (IDC)                           |
| <b>Mechanical Attachment</b>                    |   |
| Strain Relief                                   | With  |
| Mating Retention                                | With  |
| Mating Alignment                                | Without   |
| Contact Retention Type Within Housing           | Locking Lance   |
| PCB Mount Alignment                             | Without   |
| Panel Mount Feature                             | Without   |
| PCB Mount Retention                             | Without   |
| Mating Retention Type                           | Locking Ramp  |
| Connector Mounting Type                         | Cable Mount (Free-Hanging)                              |
| <b>Housing Features</b>                         |   |
| Wire & Cable IDC Installation Type              | Closed End  |
| Centerline (Pitch)                              | 3.96 mm [.156 in]                                       |
| Housing Color                                   | Orange  |
| Housing Material                                | Nylon   |
| <b>Dimensions</b>                               |   |
| Connector Height                                | 9.02 mm [.355 in]                                       |



|                |                   |
|----------------|-------------------|
| Product Length | 11.89 mm[.468 in] |
|----------------|-------------------|

|                                      |                  |
|--------------------------------------|------------------|
| Compatible Insulation Diameter Range | 2.41 mm[.095 in] |
|--------------------------------------|------------------|

|           |                         |
|-----------|-------------------------|
| Wire Size | .8 – .9 mm <sup>2</sup> |
|-----------|-------------------------|

### Usage Conditions

|                             |                            |
|-----------------------------|----------------------------|
| Operating Temperature Range | -55 – 105 °C[-67 – 221 °F] |
|-----------------------------|----------------------------|

### Operation/Application

|                     |                |
|---------------------|----------------|
| Circuit Application | Power & Signal |
|---------------------|----------------|

### Industry Standards

|            |                    |
|------------|--------------------|
| CSA Rating | Certified, LR 7189 |
|------------|--------------------|

|           |            |
|-----------|------------|
| UL Rating | Recognized |
|-----------|------------|

|                 |         |
|-----------------|---------|
| Agency/Standard | CSA, UL |
|-----------------|---------|

|                    |           |
|--------------------|-----------|
| Approved Standards | UL E28476 |
|--------------------|-----------|

|                        |          |
|------------------------|----------|
| UL Flammability Rating | UL 94V-2 |
|------------------------|----------|

|                  |                               |
|------------------|-------------------------------|
| Glow Wire Rating | Standard Part - Not Glow Wire |
|------------------|-------------------------------|

### Packaging Features

|                    |     |
|--------------------|-----|
| Packaging Quantity | 500 |
|--------------------|-----|

|                  |     |
|------------------|-----|
| Packaging Method | Bag |
|------------------|-----|

### Product Compliance

[For compliance documentation, visit the product page on TE.com>](#)

|                              |           |
|------------------------------|-----------|
| EU RoHS Directive 2011/65/EU | Compliant |
|------------------------------|-----------|

|                             |           |
|-----------------------------|-----------|
| EU ELV Directive 2000/53/EC | Compliant |
|-----------------------------|-----------|

|   |   |
|---|---|
| China RoHS 2 Directive MIIT Order No 32, 2016 | No Restricted Materials Above Threshold |
|---|---|

|  |   |
|--|---|
| EU REACH Regulation (EC) No. 1907/2006 | Current ECHA Candidate List: JUNE 2023 (235)<br>Candidate List Declared Against: JUNE 2023 (235)<br>Does not contain REACH SVHC |
|--|---|

|                 |   |
|-----------------|---|
| Halogen Content | Low Halogen - Br, Cl, F, I < 900 ppm per homogenous material. Also BFR/CFR/PVC Free |
|-----------------|---|


|                           |  |
|---------------------------|--|
| Solder Process Capability | Not applicable for solder process capability |
|---------------------------|--|

#### Product Compliance Disclaimer

This information is provided based on reasonable inquiry of our suppliers and represents our current actual knowledge based on the information they provided. This information is subject to change. The part numbers that TE has identified as

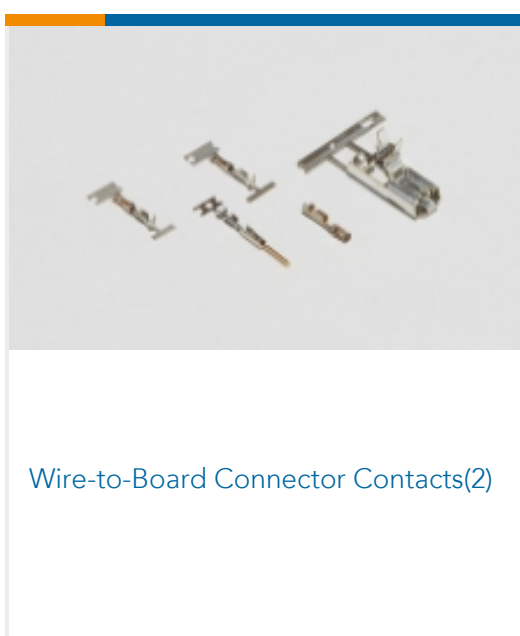



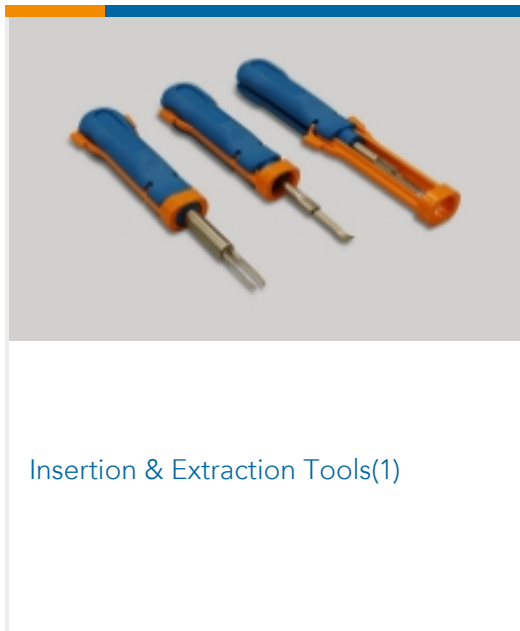
EU RoHS compliant have a maximum concentration of 0.1% by weight in homogenous materials for lead, hexavalent chromium, mercury, PBB, PBDE, DBP, BBP, DEHP, DIBP, and 0.01% for cadmium, or qualify for an exemption to these limits as defined in the Annexes of Directive 2011/65/EU (RoHS2). Finished electrical and electronic equipment products will be CE marked as required by Directive 2011/65/EU. Components may not be CE marked. Additionally, the part numbers that TE has identified as EU ELV compliant have a maximum concentration of 0.1% by weight in homogenous materials for lead, hexavalent chromium, and mercury, and 0.01% for cadmium, or qualify for an exemption to these limits as defined in the Annexes of Directive 2000/53/EC (ELV). Regarding the REACH Regulation, the information TE provides on SVHC in articles for this part number is based on the latest European Chemicals Agency (ECHA) 'Guidance on requirements for substances in articles' posted at this URL: <https://echa.europa.eu/guidance-documents/guidance-on-reach>

## Compatible Parts

|  |   |   |   |
|--|---|---|---|
|  <p>TE Part # 58074-1<br/>MTA 50/100/156 MANUAL TOOL FRAME</p>   |  <p>TE Part # 59804-1<br/>MAINTENANCE TOOL</p>                  |  <p>TE Part # 3-641208-3<br/>03P MTA156 HDR ASSY FL ST LF</p>   |  <p>TE Part # 3-641209-3<br/>03P MTA156 HDR ASSY FL ST LF</p>     |
|  <p>TE Part # 643071-3<br/>03P MTA156 FD-THRU COVER</p>         |  <p>TE Part # 640551-3<br/>03P MTA156 COVER</p>                |  <p>TE Part # 641937-2<br/>03P MTA156 HDR ASSY SQ W/O#3</p>    |  <p>TE Part # 641937-1<br/>03P MTA156 HDR ASSY STR W/O#2</p>     |
|  <p>TE Part # 643067-3<br/>03P MTA156 MOLDED COVER</p>          |  <p>TE Part # 3-644812-3<br/>03P MTA156 PSTD CONN 18AWG LF</p> |  <p>TE Part # 3-644807-3<br/>03P MTA156 PSTD CONN 18AWG LF</p> |  <p>TE Part # 58247-1<br/>MTA 156 CRIMP HEAD REPAIR DISCRETE</p> |
|  <p>TE Part # 3-641210-3<br/>03P MTA156 HDR FLRA FB 30AU LF</p> |  <p>TE Part # 640643-3<br/>03P MTA156 COVER F/T</p>            |  <p>TE Part # 3-644759-3<br/>03P MTA156 HDR ASSY STR LF</p>    |  <p>TE Part # 3-644809-3<br/>03P MTA156 PSTD CONN 22AWG LF</p>   |




## Also in the Series | MTA 156



## Customers Also Bought





## Documents

### Product Drawings

[03P MTA156 CONN ASSY 18AWG ORA](#)

English

### CAD Files

[3D PDF](#)

3D

Customer View Model

[ENG\\_CVM\\_CVM\\_3-641217-3\\_W.2d\\_dxf.zip](#)

English

Customer View Model

[ENG\\_CVM\\_CVM\\_3-641217-3\\_W.3d\\_igs.zip](#)

English

Customer View Model

[ENG\\_CVM\\_CVM\\_3-641217-3\\_W.3d\\_stp.zip](#)

English

By downloading the CAD file I accept and agree to the [Terms and Conditions](#) of use.

### Product Specifications

[Application Specification](#)

Japanese

[Application Specification](#)

English

[MTA 156 Ribbon Cable Connector Assemblies \(English And Spanish\)](#)

English

[MTA 156 Ribbon Cable Connector Assemblies \(English And Spanish\)](#)

Japanese

### Product Environmental Compliance

[Product Compliance](#)

English

[Product Compliance](#)

English

### Agency Approvals

[Agency Approval Document](#)

3-641217-3

Rectangular Power Connectors, Connector Assembly, Receptacle, Wire-to-Board, 3  
Position, 3.96 mm [.156 in] Centerline, Wire & Cable, UL 94V-2, MTA 156



English