

3-640435-7 ✓ ACTIVE



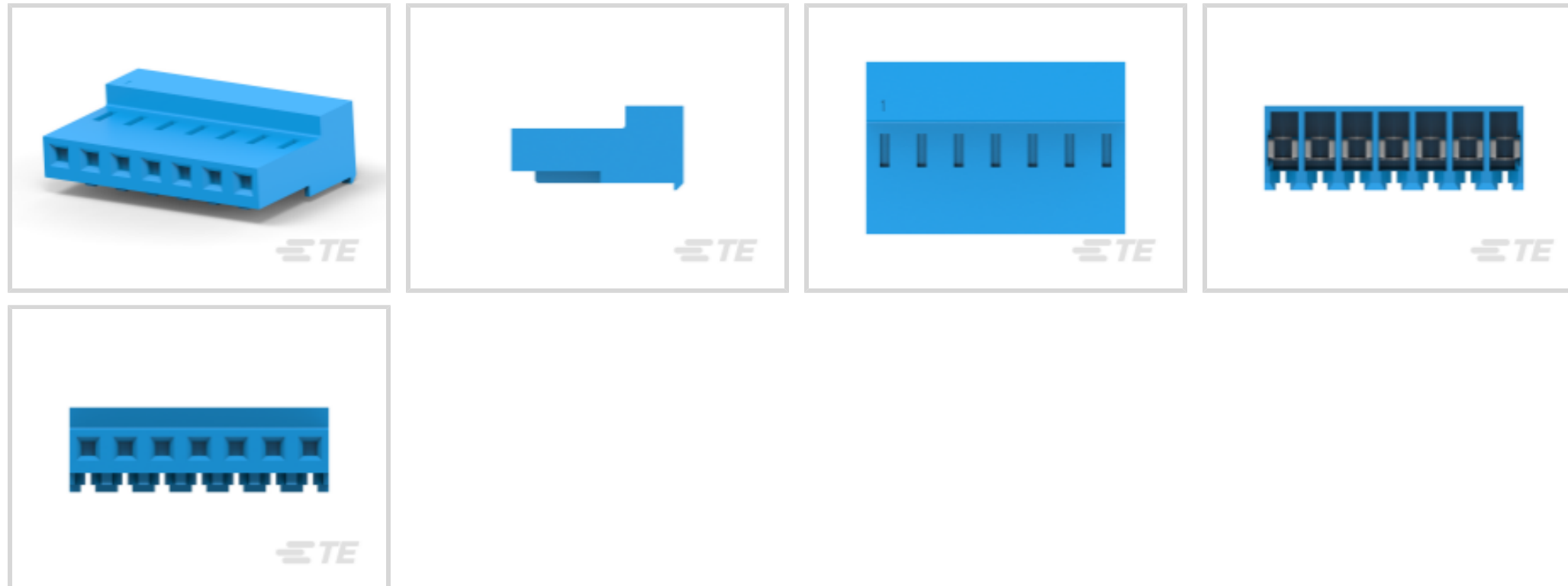
MTA 156

TE Internal #: 3-640435-7

Standard Rectangular Connectors, Connector Assembly, Receptacle, Insulation Displacement (IDC), Wire-to-Board, Tin, Normal, UL 94V-2, MTA 156

[View on TE.com >](#)

Connectors > Rectangular Connectors > Standard Rectangular Connectors



Connector Product Type: **Connector Assembly**

Connector & Housing Type: **Receptacle**

Mating Alignment: **Without**

Mating Retention: **Without**

Termination Method to Wire & Cable: **Insulation Displacement (IDC)**

Features

Product Type Features

Compatible With Discrete Wire Type	Stranded
Connector Product Type	Connector Assembly
Connector & Housing Type	Receptacle
Connector System	Wire-to-Board
Insertion Force Type	Normal
Sealable	No
Connector & Contact Terminates To	Wire & Cable

Configuration Features

Number of Cavities	7
Contacts Preloaded	Yes
Number of Positions	7
Number of Rows	1

Electrical Characteristics

Operating Voltage	600 VAC
-------------------	---------



Contact Features

Contact Type	Receptacle
Wire Contact Termination Area Plating Material	Tin
Contact Underplating Material	Nickel
Contact Mating Area Plating Material	Tin
Contact Retention Within Housing	With
Contact Current Rating (Max)	7 A

Termination Features

Termination Method to Wire & Cable	Insulation Displacement (IDC)
------------------------------------	-------------------------------

Mechanical Attachment

Contact Retention Type Within Housing	Locking Lance
Mating Alignment	Without
Mating Retention	Without
Connector Mounting Type	Cable Mount (Free-Hanging)

Housing Features

Housing Material	Nylon
Housing Color	Blue
Centerline (Pitch)	3.96 mm [.156 in]

Dimensions

Connector Height	18.42 mm [.725 in]
Product Width	9.02 mm [.355 in]
Product Length	27.74 mm [1.092 in]
Wire Size	.12 – .15 mm ²

Usage Conditions

Operating Temperature Range	-55 – 105 °C [-67 – 221 °F]
-----------------------------	-----------------------------

Operation/Application

Shielded	No
Circuit Application	Signal

Industry Standards

CSA Rating	LR 7189
UL Rating	Recognized
Agency/Standard	CSA, UL



Approved Standards	UL E28476
--------------------	-----------

UL Flammability Rating	UL 94V-2
------------------------	----------

Packaging Features

Packaging Quantity	250
--------------------	-----

Packaging Method	Bag/Box
------------------	---------

Product Compliance

[For compliance documentation, visit the product page on TE.com>](#)

EU RoHS Directive 2011/65/EU	Compliant
------------------------------	-----------

EU ELV Directive 2000/53/EC	Compliant
-----------------------------	-----------

China RoHS 2 Directive MIIT Order No 32, 2016	No Restricted Materials Above Threshold
---	---

EU REACH Regulation (EC) No. 1907/2006	Current ECHA Candidate List: JUNE 2023 (235) Candidate List Declared Against: JUNE 2023 (235) Does not contain REACH SVHC
--	---

Halogen Content	Low Halogen - Br, Cl, F, I < 900 ppm per homogenous material. Also BFR/CFR/PVC Free
-----------------	---

Solder Process Capability	Not applicable for solder process capability
---------------------------	--

Product Compliance Disclaimer

This information is provided based on reasonable inquiry of our suppliers and represents our current actual knowledge based on the information they provided. This information is subject to change. The part numbers that TE has identified as EU RoHS compliant have a maximum concentration of 0.1% by weight in homogenous materials for lead, hexavalent chromium, mercury, PBB, PBDE, DBP, BBP, DEHP, DIBP, and 0.01% for cadmium, or qualify for an exemption to these limits as defined in the Annexes of Directive 2011/65/EU (RoHS2). Finished electrical and electronic equipment products will be CE marked as required by Directive 2011/65/EU. Components may not be CE marked. Additionally, the part numbers that TE has identified as EU ELV compliant have a maximum concentration of 0.1% by weight in homogenous materials for lead, hexavalent chromium, and mercury, and 0.01% for cadmium, or qualify for an exemption to these limits as defined in the Annexes of Directive 2000/53/EC (ELV). Regarding the REACH Regulation, the information TE provides on SVHC in articles for this part number is based on the latest European Chemicals Agency (ECHA) 'Guidance on requirements for substances in articles' posted at this URL: <https://echa.europa.eu/guidance-documents/guidance-on-reach>

Compatible Parts




TE Part # 58074-1
MTA 50/100/156 MANUAL TOOL FRAME



TE Part # 640383-7
07P MTA156 HDR ASSY STR SQ SN



TE Part # 640388-7
07P MTA156 HDR ASSY RN STR F/L



TE Part # 643464-5
07P MTA156 HDR ASSY STR W/O#6



TE Part # 640387-7
07P MTA156 HDR ASSY SQ R/A



TE Part # 644752-7
07P MTA156 HDR ASSY SQ STR F/L




TE Part # 640445-7
07P MTA156 HDR ASSY FL/STR SN



TE Part # 643464-6
07P MTA156 HDR ASSY W/O#2,4,&6



TE Part # 643464-2
07P MTA156 HDR ASSY STR W/O#2



TE Part # 3-644615-7
07P MTA156 POL LOCK HDR TIN



TE Part # 640551-7
07P MTA156 COVER



TE Part # 641991-5
07P MTA156 HDT SQ W/O#1,4,6



TE Part # 640389-7
07P MTA156 HDR ASSY SQ R/A F/L



TE Part # 643067-7
07P MTA156 MOLDED COVER



TE Part # 643071-7
07P MTA156 FD-THRU COVER



TE Part # 640384-7
07P MTA156 HDR ASSY STR RND SN



TE Part # 641991-2
07P MTA156 HDR ASSY SQ W/O#5



TE Part # 643464-4
07P MTA156 HDR ASSY STR W/O#3



TE Part # 3-644617-7
07P MTA156 HDR ASY PO RA FB LF

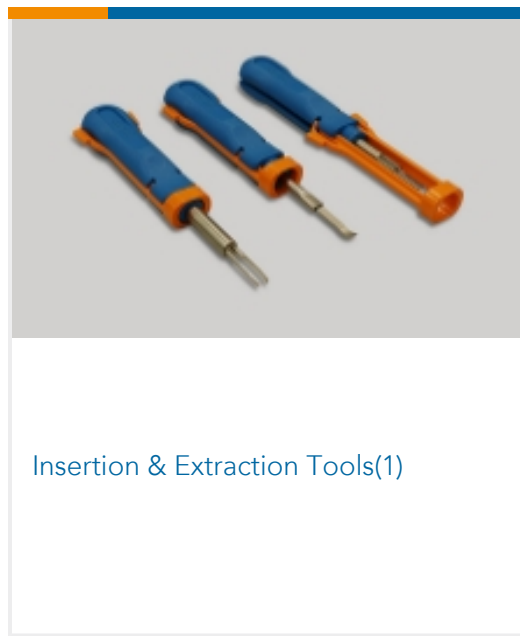


TE Part # 2-647123-7
07P MTA156 SHRD HDR ASSY SQ SN

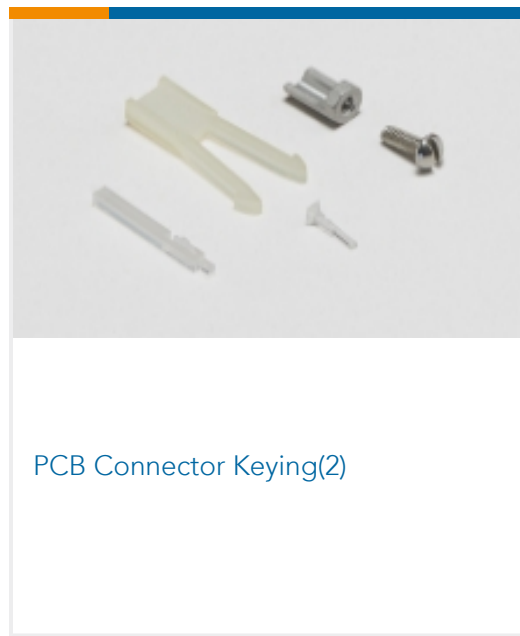
Also in the Series | **MTA 156**



Connector Caps & Covers(88)



Insertion & Extraction Tools(1)



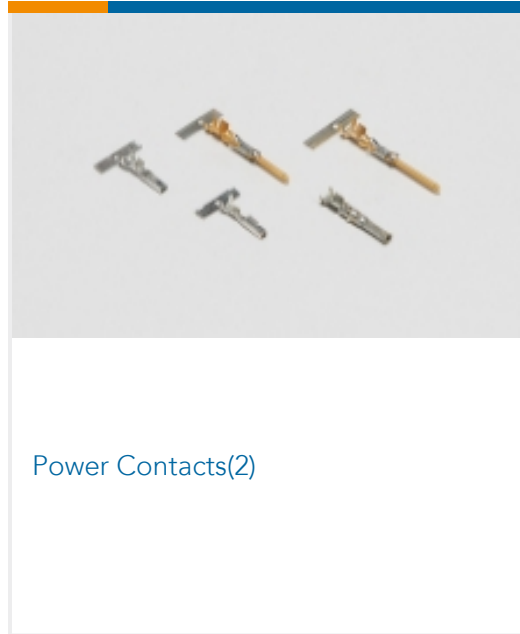
PCB Connector Keying(2)



PCB Connector Mounting(1)




PCB Headers & Receptacles(314)




Power Contacts(2)



Rectangular Power Connectors(698)



Standard Rectangular Connectors(337)



Wire-to-Board Connector Contacts(2)

Customers Also Bought



TE Part #3-641534-2
MTA Receptacle: Nylon, Tin Plated,
2.54 mm



TE Part #3-644044-8
08P MTA100 CONN ASSY LF



TE Part #4-644563-0
10P MTA100 CONN ASSY F/T 24AWG



TE Part #644753-3
03P MTA156 HDR ASSY RN STR F/L



TE Part #4-1676914-1
YR1 0.1% 49K9

Documents



Product Drawings

07P MTA156 CONN ASSY 26AWG LF

English

CAD Files

3D PDF

3D

Customer View Model

[ENG_CVM_CVM_3-640435-7_R.2d_dxf.zip](#)

English

Customer View Model

[ENG_CVM_CVM_3-640435-7_R.3d_igs.zip](#)

English

Customer View Model

[ENG_CVM_CVM_3-640435-7_R.3d_stp.zip](#)

English

By downloading the CAD file I accept and agree to the [Terms and Conditions](#) of use.

Product Specifications

Application Specification

Japanese

Application Specification

English

MTA 156 Ribbon Cable Connector Assemblies (English And Spanish)

English

MTA 156 Ribbon Cable Connector Assemblies (English And Spanish)

Japanese

Agency Approvals

Agency Approval Document

English