

3-640252-1 ✓ ACTIVE

CST | SL-156

TE Internal #: 3-640252-1

Connector Contact, Socket, Wire-to-Wire / Wire-to-Board, 24 – 18

AWG Wire Size, .2 – .9 mm<sup>2</sup> Wire Size, Tin, Reel, Wire & Cable, 6.5

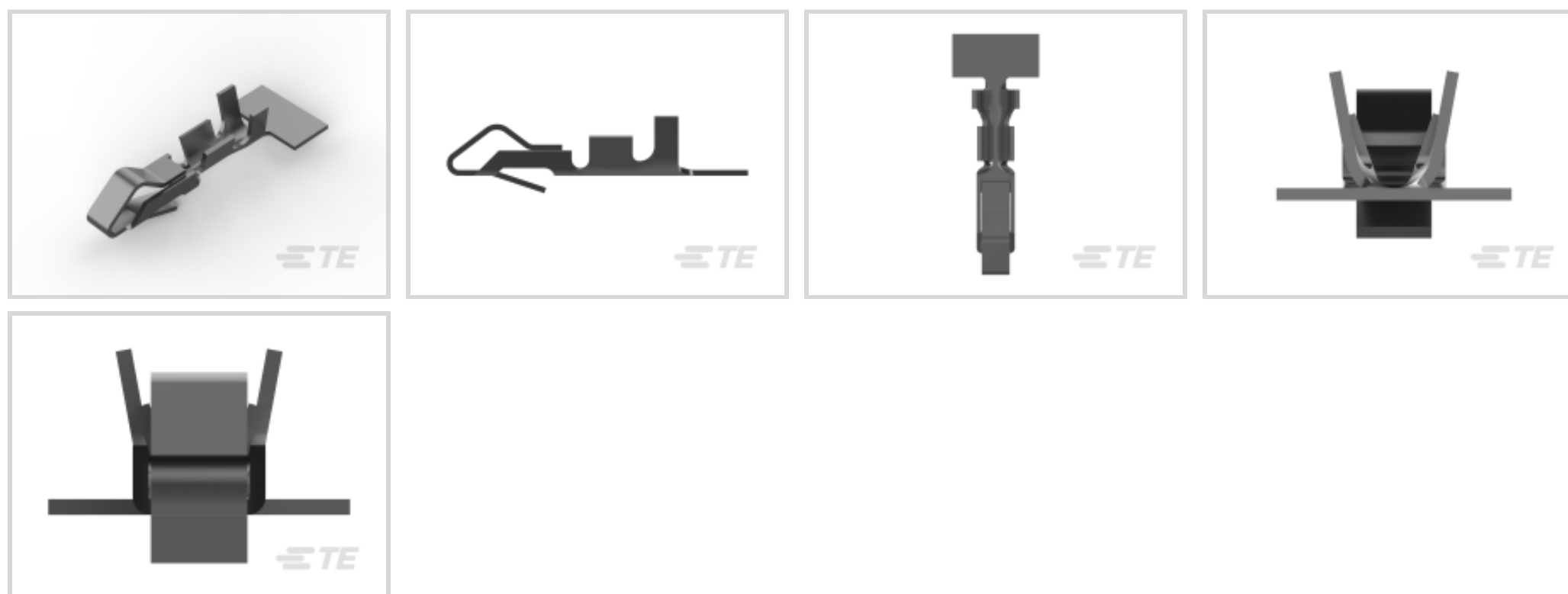
A, Signal, SL-156

[View on TE.com >](#)



Connectors > PCB Connectors > Wire-to-Board Connectors > Wire-to-Board Connector Contacts >

Wire-to-Board Connector Contacts: socket, wire size 30-16 AWG, SL 156



Contact Type: **Socket**

Connector System: **Wire-to-Board, Wire-to-Wire**

Wire Size: **.2 – .9 mm<sup>2</sup>**

Contact Mating Area Plating Material: **Tin**

[All Wire-to-Board Connector Contacts: socket, wire size 30-16 AWG, SL 156 \(23\)](#)

## Features

### Product Type Features

Applied Pressure	High
Connector System	Wire-to-Board, Wire-to-Wire
Connector & Contact Terminates To	Wire & Cable

### Configuration Features

Compatible With Wire & Cable Type	Discrete Wire
-----------------------------------	---------------

### Electrical Characteristics

Operating Voltage	250 VAC
-------------------	---------

### Contact Features

Mating Square Post Dimension	1.14 mm[.045 in]
Contact Retention Within Housing	With
Contact Underplating Material Thickness	1.27 μm[50 μin]
Wire Contact Termination Area Plating Thickness	.2 μm



Wire Contact Termination Area Plating Material Finish	Bright
Wire Contact Termination Area Plating Material	Tin
Contact Mating Area Plating Material Thickness	2.03 μm[80 μin]
Contact Mating Area Plating Material Finish	Bright
Contact Underplating Material	Nickel
Contact Base Material	Brass
Contact Type	Socket
Contact Mating Area Plating Material	Tin
Contact Current Rating (Max)	6.5 A

### Termination Features

Termination Method to Wire & Cable	Crimp
------------------------------------	-------

### Mechanical Attachment

Contact Retention Type Within Housing	Locking Lance
Connector Mounting Type	Cable Mount (Free-Hanging)

### Dimensions

Compatible Insulation Diameter Range	2.8 mm[.11 in]
Wire Size	.2 – .9 mm <sup>2</sup>

### Usage Conditions

Operating Temperature Range	-55 – 105 °C[-67 – 221 °F]
-----------------------------	----------------------------

### Operation/Application

Circuit Application	Signal
---------------------	--------

### Packaging Features

Packaging Quantity	7500
Packaging Method	Reel

### Other

Connector Contacts Comment	Recommended for 1 thru 12 position housings.
----------------------------	--

### Product Compliance

For compliance documentation, visit the product page on [TE.com](https://www.te.com)>

EU RoHS Directive 2011/65/EU	Compliant
EU ELV Directive 2000/53/EC	Compliant



China RoHS 2 Directive MIIT Order No 32, 2016	No Restricted Materials Above Threshold
EU REACH Regulation (EC) No. 1907/2006	Current ECHA Candidate List: JUNE 2023 (235) Candidate List Declared Against: JUNE 2023 (235) Does not contain REACH SVHC
Halogen Content	Low Halogen - Br, Cl, F, I < 900 ppm per homogenous material. Also BFR/CFR/PVC Free
Solder Process Capability	Not applicable for solder process capability

Product Compliance Disclaimer

This information is provided based on reasonable inquiry of our suppliers and represents our current actual knowledge based on the information they provided. This information is subject to change. The part numbers that TE has identified as EU RoHS compliant have a maximum concentration of 0.1% by weight in homogenous materials for lead, hexavalent chromium, mercury, PBB, PBDE, DBP, BBP, DEHP, DIBP, and 0.01% for cadmium, or qualify for an exemption to these limits as defined in the Annexes of Directive 2011/65/EU (RoHS2). Finished electrical and electronic equipment products will be CE marked as required by Directive 2011/65/EU. Components may not be CE marked. Additionally, the part numbers that TE has identified as EU ELV compliant have a maximum concentration of 0.1% by weight in homogenous materials for lead, hexavalent chromium, and mercury, and 0.01% for cadmium, or qualify for an exemption to these limits as defined in the Annexes of Directive 2000/53/EC (ELV). Regarding the REACH Regulation, the information TE provides on SVHC in articles for this part number is based on the latest European Chemicals Agency (ECHA) 'Guidance on requirements for substances in articles' posted at this URL: <https://echa.europa.eu/guidance-documents/guidance-on-reach>

## Compatible Parts

TE Part # 58614-1  
PROCrimp, HT&D SL156

TE Part # 2305570-1  
Strip Terminal Cutter-Side Feed-No Crimp

TE Part # 7-2151033-7  
OCEAN\_2.0\_SPARE\_PART\_KIT-070F100F

TE Part # 2151033-1  
OCEAN-2.0-APPLICATOR-S-070F100F

TE Part # 58614-2  
PROCrimp, DIE, SL156

TE Part # 90471-1  
EXTRACTION TOOL, SC-156

TE Part # 91597-1  
CCII SL-156 REC 24-18 ASSY

TE Part # 2151033-2  
OCEAN-2.0-APPLICATOR-S-070F100FA




TE Part # 5-2151033-1  
OCEAN-2.0-APPLICATOR-S-070F100F



TE Part # 5-2151033-2  
OCEAN-2.0-APPLICATOR-S-070F100FA



TE Part # 7-2151033-1  
OCEAN-2.0-APPLICATOR-S-070F100F



TE Part # 7-2151033-2  
OCEAN-2.0-APPLICATOR-S-070F100FA




**KIT**  
REPRESENTATION ONLY

TE Part # 7-2266602-7  
OCEAN\_2.0\_SPARE\_PART\_KIT-070F100F



TE Part # 2-2151033-2  
OCEAN-2.0-APPLICATOR-S-070F100FA


Also in the Series | **SL-156**




Insertion & Extraction Tools(1)




PCB Connector Keying(2)




PCB Latches, Locks & Retainers(1)




Rectangular Connector Housings(11)



Rectangular Connector Keying Plugs(1)



Wire-to-Board Connector Assemblies & Housings(140)



Wire-to-Board Connector Contacts(23)

Customers Also Bought



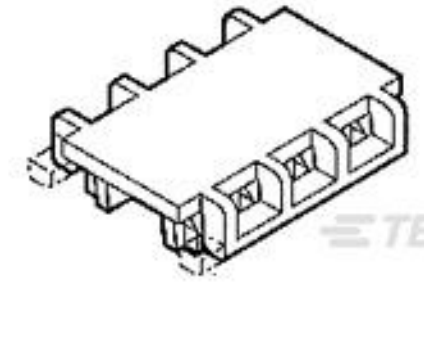
TE Part #640250-4  
Receptacle Housing: Wire-to-Board, with Mating Alignment, SL156



TE Part #1-1375820-1  
CST-100 II HOUSING 11 POS




TE Part #640251-5  
05P SL156 HSG W/O LCK RAMP




TE Part #1-643071-2  
12P MTA156 FD-THRU COVER





TE Part #5201946022  
RT-3-NO.3-0-1IN



TE Part #4-644466-2  
12P MTA156 CONN ASSY 20AWG YEL



TE Part #1-2345728-1  
Power Versa-Lock PLUG, 1X1 KEY A



TE Part #1SNA295011R1600  
HD10/12.F5.3

## Documents

### Product Drawings

[045 POST CONT 0126PTPBR](#)

English

### CAD Files

[3D PDF](#)

3D

Customer View Model

[ENG\\_CVM\\_CVM\\_3-640252-1\\_AT.2d\\_dxf.zip](#)

English

Customer View Model

[ENG\\_CVM\\_CVM\\_3-640252-1\\_AT.3d\\_igs.zip](#)

English

Customer View Model

[ENG\\_CVM\\_CVM\\_3-640252-1\\_AT.3d\\_stp.zip](#)

English

By downloading the CAD file I accept and agree to the [Terms and Conditions](#) of use.

### Product Specifications

[Application Specification](#)

English

### Product Environmental Compliance

[Product Compliance Document](#)

English

[Product Compliance Document](#)

English

### Agency Approvals

[CSA Certificate](#)

English