




Test Probe 130

TE Internal #: 3-582118-2

Test Probe Receptacles, Gold, Test Probe 130

[View on TE.com >](#)

Connectors > PCB Connectors > PCB Connector Accessories > Test Probe Receptacles



Profile Height from PCB: 5.84 mm [.23 in]

Funnel Entry: **Without**

Contact Mating Area Plating Material: **Gold**

Connector System: **Cable-to-Board**

Number of Positions: 1

Features

Product Type Features

Test Probe Hole Location	Side Entry
Funnel Entry	Without
Connector System	Cable-to-Board
Connector & Contact Terminates To	Printed Circuit Board

Configuration Features

Number of Positions	1
---------------------	---

Contact Features

Contact Base Material	Brass
Contact Mating Area Plating Material	Gold
Contact Current Rating (Max)	4.75 A

Mechanical Attachment

Connector Mounting Type	Board Mount
-------------------------	-------------

Dimensions

Profile Height from PCB	5.84 mm[.23 in]
-------------------------	-----------------

Usage Conditions



Operating Temperature Range	-55 – 85 °C[-67 – 185 °F]
-----------------------------	---------------------------

Operation/Application

Circuit Application	Power & Signal
---------------------	----------------

Product Compliance

[For compliance documentation, visit the product page on TE.com>](#)

EU RoHS Directive 2011/65/EU	Compliant
EU ELV Directive 2000/53/EC	Compliant
China RoHS 2 Directive MIIT Order No 32, 2016	No Restricted Materials Above Threshold
EU REACH Regulation (EC) No. 1907/2006	Current ECHA Candidate List: JUNE 2023 (235) Candidate List Declared Against: JUNE 2023 (235) Does not contain REACH SVHC
Halogen Content	Low Halogen - Br, Cl, F, I < 900 ppm per homogenous material. Also BFR/CFR/PVC Free
Solder Process Capability	Wave solder capable to 240°C

Product Compliance Disclaimer

This information is provided based on reasonable inquiry of our suppliers and represents our current actual knowledge based on the information they provided. This information is subject to change. The part numbers that TE has identified as EU RoHS compliant have a maximum concentration of 0.1% by weight in homogenous materials for lead, hexavalent chromium, mercury, PBB, PBDE, DBP, BBP, DEHP, DIBP, and 0.01% for cadmium, or qualify for an exemption to these limits as defined in the Annexes of Directive 2011/65/EU (RoHS2). Finished electrical and electronic equipment products will be CE marked as required by Directive 2011/65/EU. Components may not be CE marked. Additionally, the part numbers that TE has identified as EU ELV compliant have a maximum concentration of 0.1% by weight in homogenous materials for lead, hexavalent chromium, and mercury, and 0.01% for cadmium, or qualify for an exemption to these limits as defined in the Annexes of Directive 2000/53/EC (ELV). Regarding the REACH Regulation, the information TE provides on SVHC in articles for this part number is based on the latest European Chemicals Agency (ECHA) 'Guidance on requirements for substances in articles' posted at this URL: <https://echa.europa.eu/guidance-documents/guidance-on-reach>

Compatible Parts

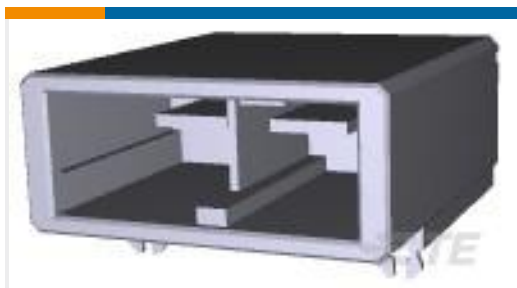
 <p>TE Part # 1-521800-2 TEST PROBE ASSEMBLY RED</p>	 <p>TE Part # 3-582118-0 TEST PROBE REC130 BI BLK GPBR</p>	 <p>TE Part # 3-582118-9 TEST PROBE REC130 BI WHT GPBR</p>	 <p>TE Part # 3-582118-4 TEST PROBE REC130 BI YEW GPBR</p>
---	---	---	---



Also in the Series | Test Probe 130



Customers Also Bought



TE Part #1-353079-3
DYNAMIC D-5200 HDR H ASSY 2P



TE Part #1-1462037-8
IM03TS=IM RELAY 140mW 5V



TE Part #6-2176230-4
3522 150K 5% 3W



TE Part #1-1658622-2
64 NOVO MIL/CTR 30DP, LEAD FREE



TE Part #5557572-3
MOD JK ASSY, 6PORT, 8POSN, SHLD



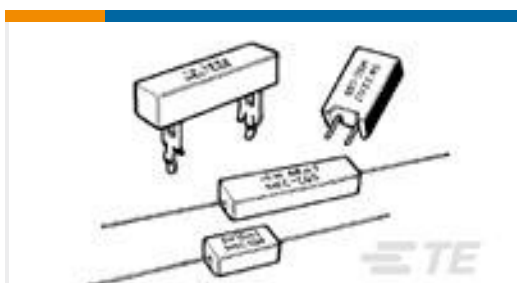
TE Part #2-111623-6
50, 2MM, POL, 30 DP, LEAD FREE



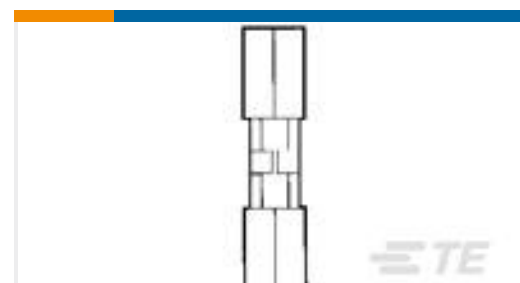
TE Part #2-1676481-3
CPF 0603 43R 0.1% 25PPM 1K RL



TE Part #5-2176304-1
RP 1E 0.1W 33R2 0.1% 25PPM 5K RL



TE Part #1623782-6
SQM5 220R 5% (METAL FILM)



TE Part #328592
SPLICE, SOLIS BUTT AU 18-16

Documents

CAD Files

3D PDF

3D

Customer View Model

[ENG_CVM_CVM_3-582118-2_AP.2d_dxf.zip](#)

English

Customer View Model

[ENG_CVM_CVM_3-582118-2_AP.3d_igs.zip](#)

English

Customer View Model

[ENG_CVM_CVM_3-582118-2_AP.3d_stp.zip](#)

English

By downloading the CAD file I accept and agree to the [Terms and Conditions](#) of use.

Datasheets & Catalog Pages

PRINTED CIRCUIT BOARD TERMINALS AND DISCONNECTS

English

Product Specifications



Application Specification

English

Test Probe Receptacle Contacts

English

Product Environmental Compliance

[MD_3-582118-2_09252018642_dmtec](#)

English

[MD_3-582118-2_09252018642_dmtec](#)

English