



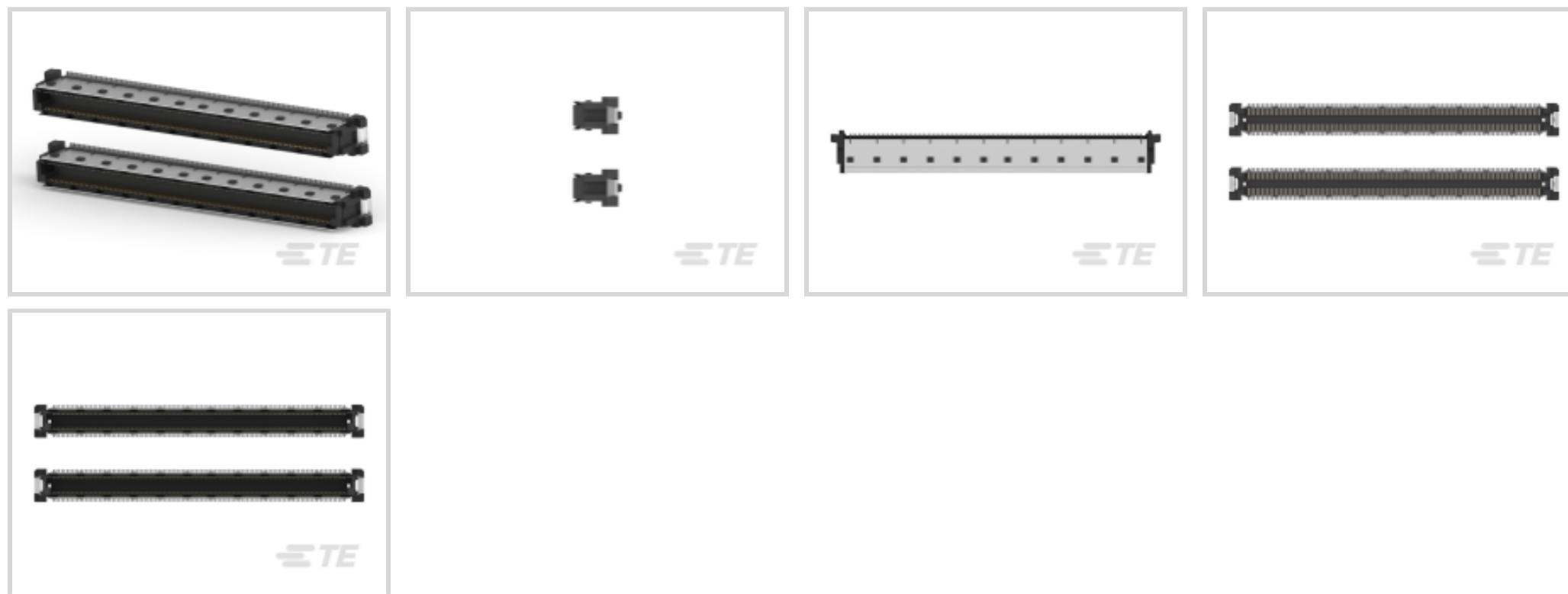
Free Height

TE Internal #: 3-5353652-6

PCB Mount Header, Vertical, Board-to-Board, 440 Position, .5 mm [.02 in] Centerline, Gold, Surface Mount, Signal, Black, Free Height

[View on TE.com >](#)

Connectors > PCB Connectors > PCB Headers & Receptacles



PCB Connector Assembly Type: **PCB Mount Header**

PCB Mount Orientation: **Vertical**

Connector System: **Board-to-Board**

Number of Positions: **440**

Centerline (Pitch): **.5 mm [.02 in]**

Features

Product Type Features

Ground Feature Type	Grounding Contact, Grounding Plate
PCB Connector Assembly Type	PCB Mount Header
Connector System	Board-to-Board
Connector & Contact Terminates To	Printed Circuit Board

Configuration Features

Stackable	Yes
PCB Mount Orientation	Vertical
Number of Positions	440
Board-to-Board Configuration	Parallel

Electrical Characteristics

Dielectric Withstanding Voltage (Max)	200 VAC
Insulation Resistance	2 MΩ
Operating Voltage	50 VAC

Body Features



Primary Product Color	Black
-----------------------	-------

Contact Features

Contact Mating Area Length	1 mm, 1.3 mm
----------------------------	--------------

Mating Square Post Dimension	.71 mm[.028 in]
------------------------------	-----------------

PCB Contact Termination Area Plating Material Thickness	1 μm[39.37 μin]
---	-----------------

Contact Layout	Inline
----------------	--------

PCB Contact Termination Area Plating Material	Tin
---	-----

Contact Base Material	Copper Alloy
-----------------------	--------------

Contact Mating Area Plating Material	Gold
--------------------------------------	------

Contact Mating Area Plating Material Thickness	.2 μm[7.874 μin]
--	------------------

Contact Type	Pin
--------------	-----

Contact Current Rating (Max)	.5 A
------------------------------	------

Termination Features

Square Termination Post & Tail Dimension	.2 mm[.008 in]
--	----------------

Termination Method to Printed Circuit Board	Surface Mount
---	---------------

Mechanical Attachment

PCB Mount Alignment Type	Locating Posts
--------------------------	----------------

PCB Mount Retention Type	Solder Peg
--------------------------	------------

Mating Alignment	With
------------------	------

Mating Alignment Type	Polarization
-----------------------	--------------

PCB Mount Retention	With
---------------------	------

PCB Mount Alignment	With
---------------------	------

Connector Mounting Type	Board Mount
-------------------------	-------------

Housing Features

Centerline (Pitch)	.5 mm[.02 in]
--------------------	---------------

Housing Material	High Temperature Thermoplastic
------------------	--------------------------------

Dimensions

Connector Height	8 mm[.314 in]
------------------	---------------

Stack Height	8 mm, 9 mm, 12 mm[.472 in]
--------------	----------------------------

	.2 in
--	-------

Usage Conditions

Housing Temperature Rating	High
----------------------------	------



Operating Temperature Range -40 – 85 °C[-40 – 185 °F]

Operation/Application

Assembly Process Feature Vacuum Cover

Circuit Application Signal

Industry Standards

UL Flammability Rating UL 94V-0

Packaging Features

Packaging Quantity 18

Packaging Type Tray

Product Compliance

[For compliance documentation, visit the product page on TE.com>](#)

EU RoHS Directive 2011/65/EU Compliant

EU ELV Directive 2000/53/EC Compliant

China RoHS 2 Directive MIIT Order No 32, 2016 No Restricted Materials Above Threshold

EU REACH Regulation (EC) No. 1907/2006
 Current ECHA Candidate List: JUNE 2023 (235)
 Candidate List Declared Against: JUNE 2023 (235)
 Does not contain REACH SVHC

Halogen Content Low Halogen - Br, Cl, F, I < 900 ppm per homogenous material. Also BFR/CFR/PVC Free

Solder Process Capability Reflow solder capable to 245°C

Product Compliance Disclaimer

This information is provided based on reasonable inquiry of our suppliers and represents our current actual knowledge based on the information they provided. This information is subject to change. The part numbers that TE has identified as EU RoHS compliant have a maximum concentration of 0.1% by weight in homogenous materials for lead, hexavalent chromium, mercury, PBB, PBDE, DBP, BBP, DEHP, DIBP, and 0.01% for cadmium, or qualify for an exemption to these limits as defined in the Annexes of Directive 2011/65/EU (RoHS2). Finished electrical and electronic equipment products will be CE marked as required by Directive 2011/65/EU. Components may not be CE marked. Additionally, the part numbers that TE has identified as EU ELV compliant have a maximum concentration of 0.1% by weight in homogenous materials for lead, hexavalent chromium, and mercury, and 0.01% for cadmium, or qualify for an exemption to these limits as defined in the Annexes of Directive 2000/53/EC (ELV). Regarding the REACH Regulation, the information TE provides on SVHC in articles for this part number is based on the latest European Chemicals Agency (ECHA) 'Guidance on requirements for substances in articles' posted at this URL: <https://echa.europa.eu/guidance-documents/guidance-on-reach>

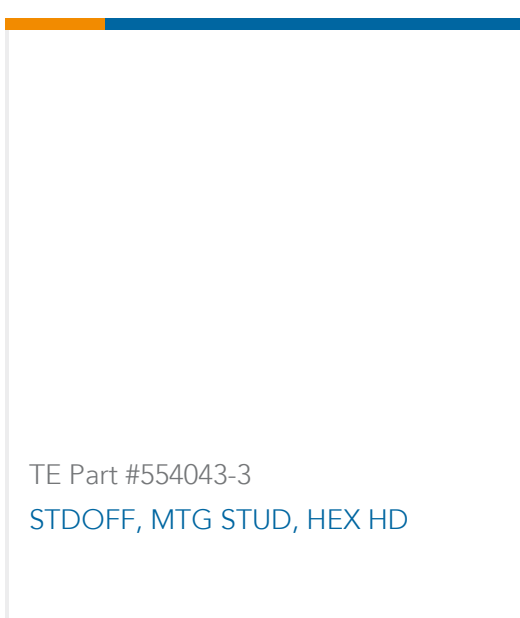
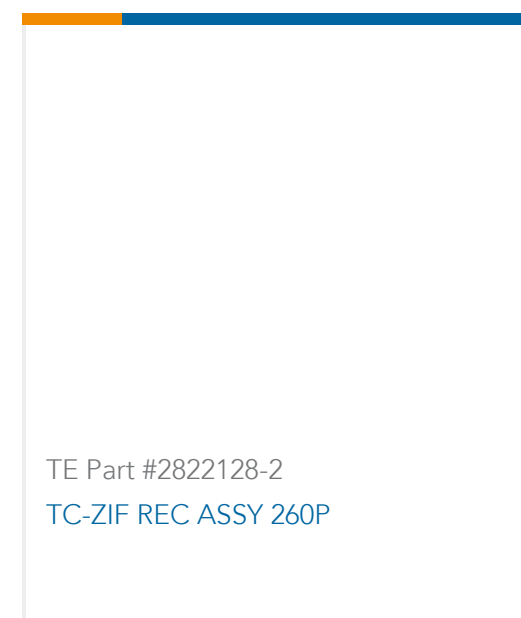
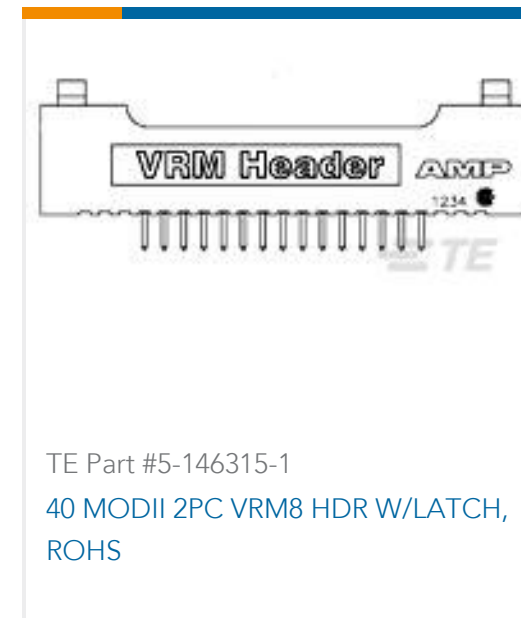
Compatible Parts



Also in the Series | Free Height



Customers Also Bought





Documents

CAD Files

Customer View Model

[ENG_CVM_CVM_3-5353652-6_B.2d_dxf.zip](#)

English

3D PDF

3D

Customer View Model

[ENG_CVM_CVM_3-5353652-6_B.3d_igs.zip](#)

English

Customer View Model

[ENG_CVM_CVM_3-5353652-6_B.3d_stp.zip](#)

English

By downloading the CAD file I accept and agree to the [Terms and Conditions](#) of use.

Datasheets & Catalog Pages

[Fine Pitch Stacking Connectors - 0.5mm Free Height \(FH\) Connectors](#)

English

[COM Connectors Brochure \(English\)](#)

English

Product Specifications

[Application Specification](#)

English

Product Environmental Compliance

[Product Compliance Document](#)

English

[Product Compliance Document](#)

English

Agency Approvals

[UL](#)

English