



AMP-IN

TE Internal #: 3-350566-1

PCB Terminals, PCB Pin, PCB Hole Diameter 1.83 mm [.072 in], 22 – 18 AWG Wire Size, .3 – .9 mm<sup>2</sup> Wire Size, Through Hole - Solder, Tin Plating, Reel

[View on TE.com >](#)

Terminals & Splices > PCB Terminals



PCB Terminal Type: **PCB Pin**

PCB Thickness (Recommended): **1.57 mm [.062 in]**

PCB Hole Diameter: **1.83 mm [.072 in]**

Profile Height from PCB: **1.35 mm [.053 in]**

Compatible Insulation Diameter (Max): **2.79 mm [.11 in]**

**Features**

**Product Type Features**

Terminal Features	Stud Hole
-------------------	-----------

**Contact Features**

Terminal Plating Finish	Bright
Contact Mating Area Plating Material Thickness	5.08 μm[200 μin]
PCB Terminal Type	PCB Pin
Terminal Plating Material	Tin
Terminal Size	Miniature
Terminal Orientation	Straight

**Termination Features**

Termination Method to Printed Circuit Board	Through Hole - Solder
Product Terminates To	Printed Circuit Board

**Mechanical Attachment**

Wire Insulation Support	With
-------------------------	------



### Dimensions

Extension Below Board	3.43 mm [.135 in]
PCB Thickness (Recommended)	1.57 mm [.062 in]
PCB Hole Diameter	1.83 mm [.072 in]
Profile Height from PCB	1.35 mm [.053 in]
Compatible Insulation Diameter (Max)	2.79 mm [.11 in]
Compatible Insulation Diameter Range	1.52 – 2.79 mm [.06 – .11 in]
Wire Size	.3 – .9 mm <sup>2</sup>

### Usage Conditions

Insulation Option	Uninsulated
Operating Temperature Range	-55 – 105 °C [-67 – 221 °F]

### Packaging Features

Packaging Quantity	10000
Packaging Method	Reel

### Product Compliance

[For compliance documentation, visit the product page on TE.com>](#)

EU RoHS Directive 2011/65/EU	Compliant
EU ELV Directive 2000/53/EC	Compliant
China RoHS 2 Directive MIIT Order No 32, 2016	No Restricted Materials Above Threshold
EU REACH Regulation (EC) No. 1907/2006	Current ECHA Candidate List: JUNE 2023 (235) Candidate List Declared Against: JUNE 2023 (235) Does not contain REACH SVHC
Halogen Content	Low Halogen - Br, Cl, F, I < 900 ppm per homogenous material. Also BFR/CFR/PVC Free
Solder Process Capability	Wave solder capable to 265°C

#### Product Compliance Disclaimer

This information is provided based on reasonable inquiry of our suppliers and represents our current actual knowledge based on the information they provided. This information is subject to change. The part numbers that TE has identified as EU RoHS compliant have a maximum concentration of 0.1% by weight in homogenous materials for lead, hexavalent chromium, mercury, PBB, PBDE, DBP, BBP, DEHP, DIBP, and 0.01% for cadmium, or qualify for an exemption to these limits as defined in the Annexes of Directive 2011/65/EU (RoHS2). Finished electrical and electronic equipment products will be CE marked as required by Directive 2011/65/EU. Components may not be CE marked. Additionally, the part numbers that TE has identified as EU ELV compliant have a maximum concentration of 0.1% by weight in homogenous materials for lead, hexavalent chromium, and mercury, and 0.01% for cadmium, or qualify for an exemption to these limits as defined in the Annexes of Directive 2000/53/EC (ELV). Regarding the REACH Regulation, the information TE provides

on SVHC in articles for this part number is based on the latest European Chemicals Agency (ECHA) 'Guidance on requirements for substances in articles' posted at this URL: <https://echa.europa.eu/guidance-documents/guidance-on-reach>

## Compatible Parts

TE Part # 2305570-1  
Strip Terminal Cutter-Side Feed-No Crimp

TE Part # 3-42642-3  
AMP-IN TERM IS 22-20 010PTBR

TE Part # 640311-5  
MINI AMP-IN 22-18 AWG POST TIN PLTD

TE Part # 170197-2  
MINI AMP-IN 24-20 AWG

TE Part # 2151115-1  
OCEAN\_2.0\_Applicator-S-062F110F

TE Part # 2151115-2  
OCEAN\_2.0\_Applicator-S-062F110F

TE Part # 7-2151115-1  
OCEAN\_2.0\_Applicator-S-062F110F

TE Part # 7-2151115-2  
OCEAN\_2.0\_Applicator-S-062F110F

TE Part # 7-2151115-7  
OCEAN\_2.0\_SPARE\_PART\_KIT-062F110F

TE Part # 170197-1  
MINI AMP-IN 24-20 AWG

TE Part # 172020-1  
13P MINI AMPIN HEADER HSG

TE Part # 2-2151115-1  
OCEAN\_2.0\_Applicator-S-062F110F

## Customers Also Bought

TE Part #1-173977-0  
CT CONN MT REC ASSY 10P

TE Part #1-1879378-0  
TLR 2512 2.0W R0015 1% 50PPM 2K RL

TE Part #292254-8  
CT RELAY HDR ASSY 8P NAT

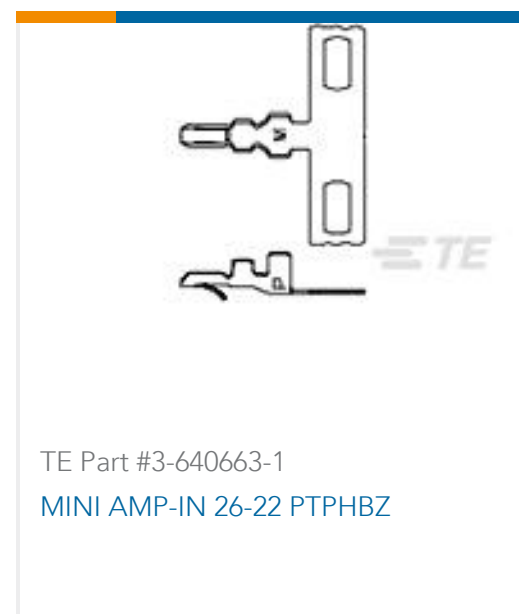
TE Part #1-1658620-0  
50 NOVO MIL 15DP, LEAD FREE




TE Part #4-2176363-3  
RQ 0402 1K18 0.1% 10PPM 5K RL



TE Part #964290-1  
POKE-IN FLA-STECKER



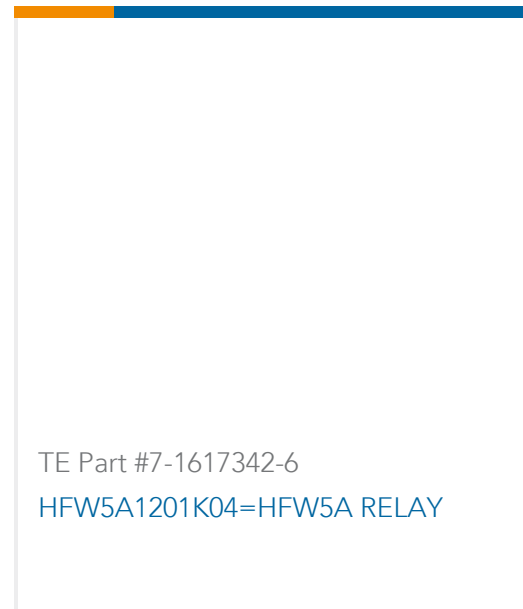
TE Part #3-640663-1  
MINI AMP-IN 26-22 PTPHBZ



TE Part #1424350-1  
HOLDER, PIN, WIRED



TE Part #1-2213504-1  
ASSEMBLY, 2 POSITION, BLACK,  
WITH POS



TE Part #7-1617342-6  
HFW5A1201K04=HFW5A RELAY

## Documents

### Product Drawings

#### MINI AMP-IN 22-18 PTLP/PHBZ

English

### CAD Files

#### 3D PDF

3D

#### Customer View Model

[ENG\\_CVM\\_CVM\\_3-350566-1\\_AT.2d\\_dxf.zip](#)

English

#### Customer View Model

[ENG\\_CVM\\_CVM\\_3-350566-1\\_AT.3d\\_igs.zip](#)

English

#### Customer View Model

[ENG\\_CVM\\_CVM\\_3-350566-1\\_AT.3d\\_stp.zip](#)

English

By downloading the CAD file I accept and agree to the [Terms and Conditions](#) of use.

### Datasheets & Catalog Pages

#### PRINTED CIRCUIT BOARD TERMINALS AND DISCONNECTS

English

### Product Specifications

#### Application Specification

English

### Product Environmental Compliance

#### Product Compliance Document

3-350566-1

PCB Terminals, PCB Pin, PCB Hole Diameter 1.83 mm [.072 in], 22 – 18 AWG Wire Size, .3 – .9 mm<sup>2</sup> Wire Size, Through Hole - Solder, Tin Plating, Reel



English

[Product Compliance Document](#)

English