

3-1718324-1 ✓ ACTIVE

AMP | LEAVYSEAL


TE Internal #: 3-1718324-1

Housing for Male Terminals, Wire-to-Wire, 62 Position, .197 in / .157 in [5 mm / 4 mm] Centerline, Sealable, Blue, Signal, Panel Mount, LEAVYSEAL

[View on TE.com >](#)



Connectors > Automotive Connectors > Automotive Housings > LEAVYSEAL Housings



Connector System: **Wire-to-Wire**

Number of Positions: **62**

Connector & Housing Type: **Housing for Male Terminals**

Centerline (Pitch): **4 mm, 5 mm [.157 in, .197 in]**

Sealable: **Yes**

[All LEAVYSEAL Housings \(64\)](#)

Features

Product Type Features

Mixed & Hybrid Connector	Yes
Connector Shape	Rectangular
Connector System	Wire-to-Wire
Connector & Housing Type	Housing for Male Terminals
Sealable	Yes
Primary Locking Feature	On the Terminal

Configuration Features

Number of Positions	62
Number of Rows	3, 4

Electrical Characteristics

Operating Voltage	36 VDC
Nominal Voltage Architecture	12 V, 24 V



Body Features

Cable Exit Angle	90°
Primary Product Color	Blue
Connector & Keying Code	C

Contact Features

Contact Size	1.5mm, 2.8mm
Contact Type	Tab
Mating Tab Width	1.6 mm, 2.8 mm [.063 in][.11 in]
Contact Current Rating (Max)	40 A

Mechanical Attachment

Terminal Position Assurance	Yes
Strain Relief	With
Mating Alignment Type	Keyed
Mating Alignment	With
Connector Mounting Type	Panel Mount

Housing Features

Housing Material	PBT GF
Centerline (Pitch)	4 mm, 5 mm [.157 in][.197 in]

Dimensions

Connector Height	45.8 mm [1.803 in]
Product Width	70.7 mm [2.783 in]
Product Length	113.25 mm [4.459 in]
Row-to-Row Spacing	2.54 mm [.1 in]

Usage Conditions

Operating Temperature (Max)	70 °C, 75 °C, 80 °C, 85 °C, 90 °C, 100 °C, 105 °C, 110 °C, 120 °C [158 °F][167 °F][176 °F][185 °F][194 °F][212 °F][221 °F][230 °F][248 °F]
Operating Temperature Range	-40 – 120 °C [-40 – 248 °F]

Operation/Application

Circuit Application	Signal
---------------------	--------

Industry Standards

Degree of Protection	IP67, IP69K
----------------------	-------------



UL Flammability Rating

UL 94HB

Packaging Features

Packaging Quantity

1

Packaging Method

Package

Other

Serviceable

Yes

Connector Position Assurance Capable

No

Product Compliance

For compliance documentation, visit the product page on [TE.com](https://www.te.com)>

EU RoHS Directive 2011/65/EU

Compliant

EU ELV Directive 2000/53/EC

Compliant

China RoHS 2 Directive MIIT Order No 32, 2016

No Restricted Materials Above Threshold

EU REACH Regulation (EC) No. 1907/2006

Current ECHA Candidate List: JUNE 2023 (235)
Candidate List Declared Against: JAN 2023 (233)
Does not contain REACH SVHC

Halogen Content

Low Halogen - Br, Cl, F, I < 900 ppm per homogenous material. Also BFR/CFR/PVC Free



Solder Process Capability

Not reviewed for solder process capability


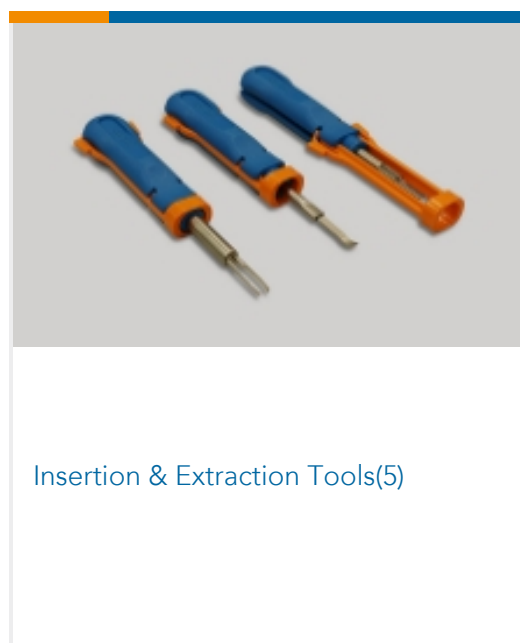
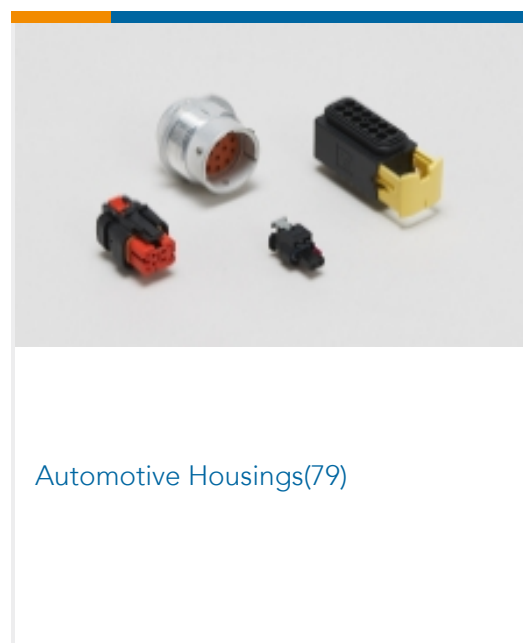

Product Compliance Disclaimer

This information is provided based on reasonable inquiry of our suppliers and represents our current actual knowledge based on the information they provided. This information is subject to change. The part numbers that TE has identified as EU RoHS compliant have a maximum concentration of 0.1% by weight in homogenous materials for lead, hexavalent chromium, mercury, PBB, PBDE, DBP, BBP, DEHP, DIBP, and 0.01% for cadmium, or qualify for an exemption to these limits as defined in the Annexes of Directive 2011/65/EU (RoHS2). Finished electrical and electronic equipment products will be CE marked as required by Directive 2011/65/EU. Components may not be CE marked. Additionally, the part numbers that TE has identified as EU ELV compliant have a maximum concentration of 0.1% by weight in homogenous materials for lead, hexavalent chromium, and mercury, and 0.01% for cadmium, or qualify for an exemption to these limits as defined in the Annexes of Directive 2000/53/EC (ELV). Regarding the REACH Regulation, the information TE provides on SVHC in articles for this part number is based on the latest European Chemicals Agency (ECHA) 'Guidance on requirements for substances in articles' posted at this URL: <https://echa.europa.eu/guidance-documents/guidance-on-reach>

Compatible Parts



Also in the Series | **LEAVYSEAL**



Customers Also Bought



Documents

Product Drawings

[1.5/2.8MM TAB HSG.,62POS.,ASSY](#)

English

CAD Files

[3D PDF](#)

3D

Customer View Model

[ENG_CVM_CVM_3-1718324-1_D1.2d_dxf.zip](#)

English

Customer View Model

[ENG_CVM_CVM_3-1718324-1_D1.3d_igs.zip](#)

English

Customer View Model

[ENG_CVM_CVM_3-1718324-1_D1.3d_stp.zip](#)

English

By downloading the CAD file I accept and agree to the [Terms and Conditions](#) of use.

Datasheets & Catalog Pages



ICT Terminals and Connectors Catalogue

English

Product Specifications

Application Specification

German