

3-1534798-7 ✓ ACTIVE

AMP DUOPLUG

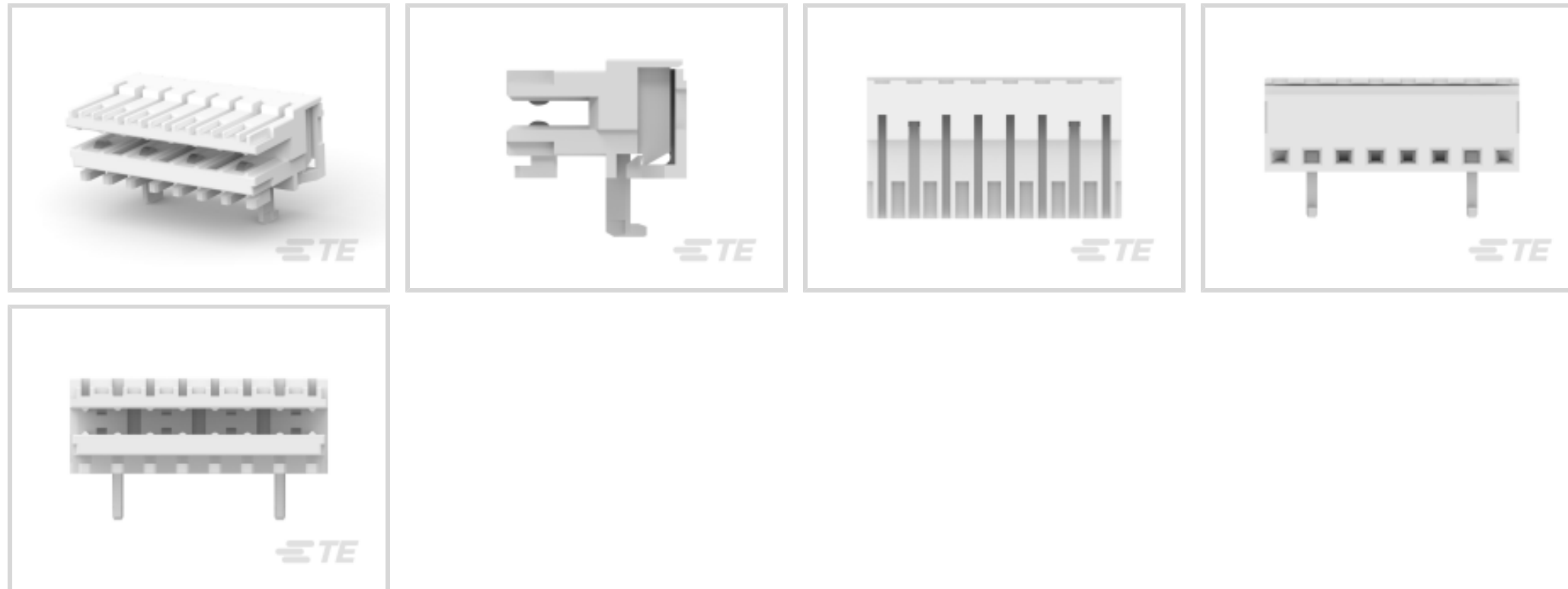
TE Internal #: 3-1534798-7

Standard Edge Connectors, Wire-to-Board, 7 Position, .098 in [2.5 mm] Centerline, Insulation Displacement (IDC), 1 Row, Natural, PA 6 GF

[View on TE.com >](#)



Connectors > PCB Connectors > Card Edge Connectors > Standard Edge Connectors



Connector System: **Wire-to-Board**

Number of Positions: 7

Centerline (Pitch): 2.5 mm [.098 in]

Termination Method to Wire & Cable: **Insulation Displacement (IDC)**

Number of Rows: 1

Features

Product Type Features

Connector System	Wire-to-Board
Connector & Housing Type	Receptacle
Connector & Contact Terminates To	Printed Circuit Board

Configuration Features

Card Entry Style	Side
Compatible With Wire & Cable Type	Discrete Wire
Number of Positions	7
Number of Rows	1
Connector Contact Load Condition	Selectively Loaded
PCB Mount Orientation	Right Angle

Electrical Characteristics

Operating Voltage	50 VAC, 250 VAC
-------------------	-----------------

Body Features

Primary Product Color	Natural
-----------------------	---------



Contact Features

Contact Retention Within Housing	With
Contact Type	Socket
Contact Mating Area Plating Material Thickness	3 – 6 μm
Contact Mating Area Plating Material	Tin
PCB Contact Termination Area Plating Material	Tin
Contact Base Material	Copper Tin
Contact Current Rating (Max)	2 A

Termination Features

Termination Method to Wire & Cable	Insulation Displacement (IDC)
------------------------------------	-------------------------------

Mechanical Attachment

Mating Alignment Type	Keyed
Mating Retention	Without
Mating Alignment	With
Contact Retention Type Within Housing	Locking Lance
PCB Mount Retention	Without
Connector Mounting Type	Cable Mount (Free-Hanging)

Housing Features

Housing Entry Configuration	Both Ends Open
Centerline (Pitch)	2.5 mm [.098 in]
Housing Material	PA 6 GF

Dimensions

Connector Height	7.3 mm [.287 in]
PCB Thickness (Recommended)	1.5 mm [.059 in]
Compatible Insulation Diameter Range	1.2 – 1.6 mm [.047 – .063 in]
Wire Size	.22 – .35 mm^2

Usage Conditions

Operating Temperature Range	-40 – 110 $^{\circ}\text{C}$ [-40 – 230 $^{\circ}\text{F}$]
-----------------------------	--

Operation/Application

Circuit Application	Signal
---------------------	--------

Packaging Features

--	--



Packaging Quantity	1848
Packaging Method	Tray

Product Compliance

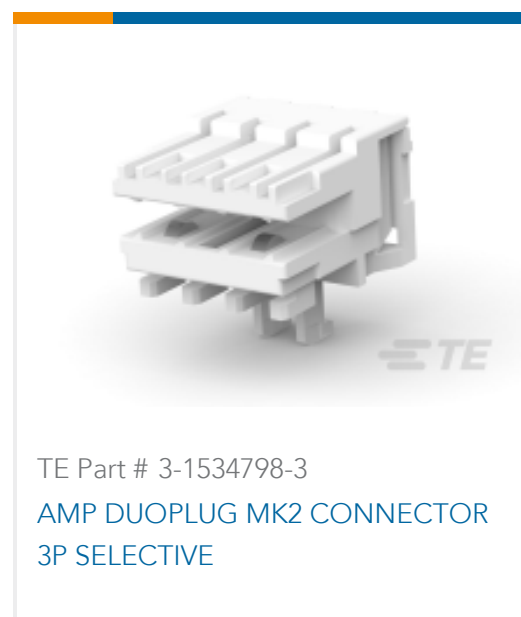

[For compliance documentation, visit the product page on TE.com>](#)

EU RoHS Directive 2011/65/EU	Compliant
EU ELV Directive 2000/53/EC	Compliant
China RoHS 2 Directive MIIT Order No 32, 2016	No Restricted Materials Above Threshold
EU REACH Regulation (EC) No. 1907/2006	Current ECHA Candidate List: JUNE 2023 (235) Candidate List Declared Against: JUNE 2022 (224) Does not contain REACH SVHC
Halogen Content	Not Low Halogen - contains Br or Cl > 900 ppm.
Solder Process Capability	Not applicable for solder process capability

Product Compliance Disclaimer

This information is provided based on reasonable inquiry of our suppliers and represents our current actual knowledge based on the information they provided. This information is subject to change. The part numbers that TE has identified as EU RoHS compliant have a maximum concentration of 0.1% by weight in homogenous materials for lead, hexavalent chromium, mercury, PBB, PBDE, DBP, BBP, DEHP, DIBP, and 0.01% for cadmium, or qualify for an exemption to these limits as defined in the Annexes of Directive 2011/65/EU (RoHS2). Finished electrical and electronic equipment products will be CE marked as required by Directive 2011/65/EU. Components may not be CE marked. Additionally, the part numbers that TE has identified as EU ELV compliant have a maximum concentration of 0.1% by weight in homogenous materials for lead, hexavalent chromium, and mercury, and 0.01% for cadmium, or qualify for an exemption to these limits as defined in the Annexes of Directive 2000/53/EC (ELV). Regarding the REACH Regulation, the information TE provides on SVHC in articles for this part number is based on the latest European Chemicals Agency (ECHA) 'Guidance on requirements for substances in articles' posted at this URL: <https://echa.europa.eu/guidance-documents/guidance-on-reach>

Compatible Parts





TE Part # 3-1534798-5
AMP DUOPLUG MK2 CONNECTOR
5P SELECTIVE



TE Part # 3-1534798-6
AMP DUOPLUG MARK II



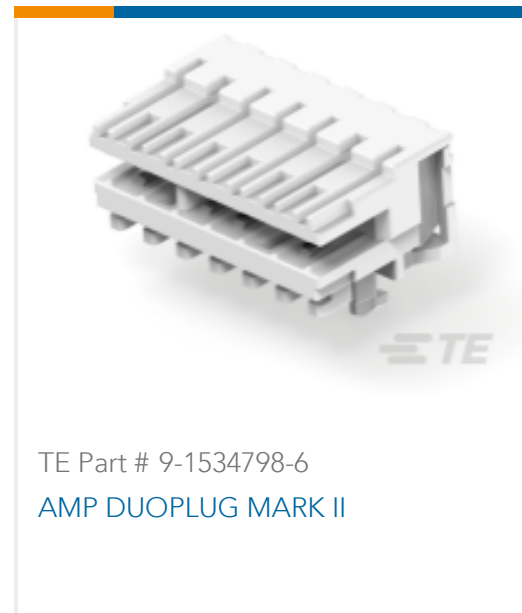
TE Part # 4-1534798-0
AMP DUOPLUG MK II CON. 3-20 POS.
SELECTIV



TE Part # 4-1534798-7
AMP DUOPLUG MK2 CONNECTOR
7P SELECTIVE




TE Part # 8-1534798-8
DUOPLUG MK II CONNECTOR3-20P
SELEK LOAD



TE Part # 9-1534798-6
AMP DUOPLUG MARK II


Customers Also Bought



TE Part #3-1534796-5
AMP DUOPLUG MK2 CONNECTOR 5P



TE Part #6-1241961-2
STD TIM HOUSING MKII 2POS




TE Part #3-1534797-1
AMP DUOPLUG MK2 CONNECTOR
11P



TE Part #3-1534796-4
AMP DUOPLUG MK2 CONNECTOR
4P S



TE Part #3-1534798-3
AMP DUOPLUG MK2 CONNECTOR
3P SELECTIVE



TE Part #1534796-2
AMP DUOPLUG MK2 CONNECTOR 2P



TE Part #1534077-3
MULTIFIT MK2ASSY 3P,IR



TE Part #3-1241961-1
2POS STANDARD TIMER HOUSING



TE Part #4-1241961-7
STD TIM MK2 HSG 3P

Documents



CAD Files

Customer View Model

[ENG_CVM_CVM_3-1534798-7_B.2d_dxf.zip](#)

English

3D PDF

3D

Customer View Model

[ENG_CVM_CVM_3-1534798-7_B.3d_igs.zip](#)

English

Customer View Model

[ENG_CVM_CVM_3-1534798-7_B.3d_stp.zip](#)

English

By downloading the CAD file I accept and agree to the [Terms and Conditions](#) of use.

Datasheets & Catalog Pages

[1654742_HOUSEHOLD_APPLIANCES_RAST5](#)

English

Product Specifications

[Application Specification](#)

English

Product Environmental Compliance

[MD_3-1534798-7_03202018724_dmtec](#)

English

[MD_3-1534798-7_03202018724_dmtec](#)

English

Agency Approvals

[VDE Certificate](#)

English

[VDE Certificate](#)

English

[VDE Certificate](#)

English