



Potter & Brumfield | Potter & Brumfield T92

TE Internal #: 3-1423008-6

Power Relays, Standard, Monostable, DC, 1700 mW Coil Power Rating DC, 350 Ω Coil Resistance, UL Coil Insulation Class F, Potter & Brumfield T92

[View on TE.com >](#)

Relays, Contactors & Switches > Relays > Power Relays > PCB Power Relay: 40 Amp, Monostable



Power Relay Type: **Standard**

Coil Magnetic System: **Monostable, DC**

Coil Power Rating DC: **1700 mW**

Coil Resistance: **350 Ω**

Coil Special Features: **UL Coil Insulation Class F**

[All PCB Power Relay: 40 Amp, Monostable \(66\)](#)

Features

Product Type Features

Enclosure Type	Plastic Dust Cover
Output Type	AC
Power Relay Type	Standard

Configuration Features

Output Switching	Random
------------------	--------

Electrical Characteristics

Insulation Initial Dielectric Between Coil & Contact Class	0 – 4000 V
Input Voltage Typical	0 – 24 VDC
Output Current Rating	0 – 3 Arms, 0 – 40 Arms
Actuating System	DC
Insulation Initial Dielectric Between Open Contacts	1500 Vrms
Coil Power Rating	1.7 W



Insulation Creepage Class	8 – 9.5 mm
Insulation Initial Dielectric Between Adjacent Contacts	1500 Vrms
Insulation Initial Resistance	1000 M Ω
Insulation Initial Dielectric Between Contacts & Coil	4000 Vrms
Output Voltage (Max)	600 V
Contact Limiting Making Current	40 A
Insulation Creepage Between Contact & Coil	8 mm[.315 in]
Contact Limiting Continuous Current	40 A
Output Voltage Rating (AC Relays)	0 – 277 Vrms
Output Current (Min)	.5 A
Contact Limiting Breaking Current	40 A
Coil Current	.071 A
Coil Magnetic System	Monostable, DC
Coil Power Rating DC	1700 mW
Coil Resistance	350 Ω
Coil Special Features	UL Coil Insulation Class F
Coil Voltage Rating	24 VDC
Contact Switching Load (Min)	500mA @ 12V
Contact Switching Voltage (Max)	600 VAC
Contact Voltage Rating	277 VAC

Body Features

Insulation Special Features	8000V Initial Surge Withstand Voltage between Contacts & Coil
Product Weight	86 g[3.034 oz]
Packaging Style	Panel Mount

Contact Features

Switch Arrangement	(2) x 1 Form C
Contact Arrangement	2 Form C, DPDT
Contact Current Class	30 – 50 A
Contact Current Rating (Max)	30 A
Contact Material	AgSnOInO
Contact Number of Poles	2
Relay Terminal Type	Panel Mount Relay



Mechanical Attachment

Relay Mounting Type	Panel Mount
---------------------	-------------

Dimensions

Length Class (Mechanical)	50 – 60 mm
Height Class (Mechanical)	25 – 30 mm
Insulation Clearance Between Contact & Coil	8 mm[.315 in]
Insulation Clearance Class	8 – 9.5 mm
Width Class (Mechanical)	30 – 40 mm
Product Width	34.54 mm[1.36 in]
Product Length	52.32 mm[2.06 in]
Product Height	30.73 mm[1.21 in]

Usage Conditions

Environmental Ambient Temperature (Max)	85 °C[185 °F]
Environmental Ambient Temperature Class	70 – 85 °C
Operating Temperature Range	-55 – 85 °C[-67 – 185 °F]

Packaging Features

Packaging Method	Box & Tray, Bundle
------------------	--------------------

Product Compliance

[For compliance documentation, visit the product page on TE.com>](#)

EU RoHS Directive 2011/65/EU	Compliant
EU ELV Directive 2000/53/EC	Compliant
China RoHS 2 Directive MIIT Order No 32, 2016	No Restricted Materials Above Threshold
EU REACH Regulation (EC) No. 1907/2006	Current ECHA Candidate List: JUNE 2023 (235) Candidate List Declared Against: JUNE 2023 (235) Does not contain REACH SVHC
Halogen Content	Not Low Halogen - contains Br or Cl > 900 ppm.
Solder Process Capability	Not applicable for solder process capability

Product Compliance Disclaimer

This information is provided based on reasonable inquiry of our suppliers and represents our current actual knowledge based on the information they provided. This information is subject to change. The part numbers that TE has identified as EU RoHS compliant have a maximum concentration of 0.1% by weight in homogenous materials for lead, hexavalent




chromium, mercury, PBB, PBDE, DBP, BBP, DEHP, DIBP, and 0.01% for cadmium, or qualify for an exemption to these limits as defined in the Annexes of Directive 2011/65/EU (RoHS2). Finished electrical and electronic equipment products will be CE marked as required by Directive 2011/65/EU. Components may not be CE marked. Additionally, the part numbers that TE has identified as EU ELV compliant have a maximum concentration of 0.1% by weight in homogenous materials for lead, hexavalent chromium, and mercury, and 0.01% for cadmium, or qualify for an exemption to these limits as defined in the Annexes of Directive 2000/53/EC (ELV). Regarding the REACH Regulation, the information TE provides on SVHC in articles for this part number is based on the latest European Chemicals Agency (ECHA) 'Guidance on requirements for substances in articles' posted at this URL: <https://echa.europa.eu/guidance-documents/guidance-on-reach>

Compatible Parts

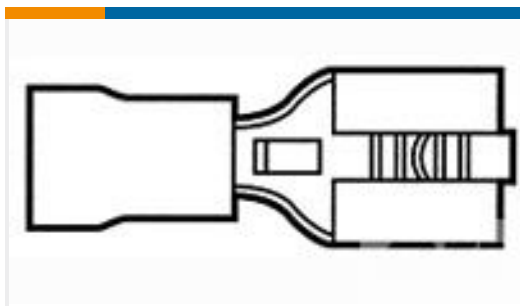


Also in the Series | Potter & Brumfield T92

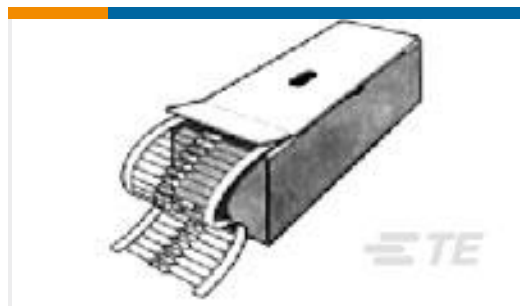


Customers Also Bought





TE Part #640904-1
RECEPT, PIDG FASTON 16-14 250



TE Part #2176079-5
EP 3W 47R 5%



TE Part #2-35109-1
PIDG 12-10 R 10; TAPE



TE Part #5-1393104-1
KRPA-11DN-24=KRPA



TE Part #1SNL312510R0000
DBL125



TE Part #1520230-2
7402K4=20 AMP TOGGLE

Documents

CAD Files

3D PDF

3D

Customer View Model

[ENG_CVM_CVM_3-1423008-6_F.2d_dxf.zip](#)

English

Customer View Model

[ENG_CVM_CVM_3-1423008-6_F.3d_igs.zip](#)

English

Customer View Model

[ENG_CVM_CVM_3-1423008-6_F.3d_stp.zip](#)

English

By downloading the CAD file I accept and agree to the [Terms and Conditions](#) of use.

Datasheets & Catalog Pages

[T92 Two-Pole, 30 Amp, PC Board or Panel Mount Relay](#)

English

Product Specifications

[Definitions General Purpose Relays](#)

English

Agency Approvals

[CQC_CERT_03001008772_C1](#)

English

[CQC_CERT_16002142754_C1](#)

English

T92P11D24-24

Power Relays, Standard, Monostable, DC, 1700 mW Coil Power Rating DC, 350 Ω Coil Resistance, UL Coil Insulation Class F, Potter & Brumfield T92

