

3-1393813-6 ✓ ACTIVE

Axicom | Axicom Cradle Relay S

TE Internal #: 3-1393813-6

Signal Relays, 150 VDC Contact Voltage, 125 VAC Contact Voltage, 1000 mW Coil Power (DC), Screw Mount / Socket, Axicom Cradle Relay S

[View on TE.com >](#)



Relays, Contactors & Switches > Relays > Signal Relays > Cradle S Signal Relay V23054



Contact Voltage Rating: **150 VDC**

Signal Relay Coil Power Rating (DC): **1000 mW**

Signal Relay Mounting Type: **Screw Mount, Socket**

Signal Relay Terminal Type: **Plug-In, Solder**

[All Cradle S Signal Relay V23054 \(34\)](#)

Features

Product Type Features

Relay Type	Cradle S Relay V23054/V23062
Relay Style	Cradle S Relay
Product Type	Relay

Electrical Characteristics

Coil Power Rating Class	800 – 1000 mW
Actuating System	DC
Input Voltage	150 VDC
Insulation Initial Dielectric Between Open Contacts	500 Vrms
Contact Limiting Short-Time Current	2 A
Insulation Initial Dielectric Between Contacts and Coil	500 Vrms
Insulation Initial Dielectric Between Coil/Contact Class	0 – 500 V
Insulation Initial Dielectric Between Adjacent Contacts	500 Vrms
Power Consumption	1000 – 2000 mW
Insulation Initial Resistance	1000 MΩ
Contact Limiting Making Current	2 A
Coil Resistance	630 Ω
Contact Limiting Continuous Current	2 A
Coil Type	Monostable



Contact Limiting Breaking Current	2 A
Contact Voltage Rating	150 VDC
Signal Relay Coil Power Rating (DC)	1000 mW
Signal Relay Coil Voltage Rating	24 VDC
Signal Relay Contact Switching Voltage (Max)	150 VDC
Signal Relay Coil Magnetic System	Monostable, DC

Body Features

Weight	27 g[.952 oz]
--------	---------------

Contact Features

Contact Plating Material	Gold Flash
Contact Current Class	0 – 2 A
Signal Relay Terminal Type	Plug-In, Solder
Signal Relay Contact Current Rating	2 A
Signal Relay Contact Arrangement	4 Form C (CO)
Contact Material	Nickel
Contact Number of Poles	6

Termination Features

Termination Type	Solder Terminals
------------------	------------------

Mechanical Attachment

Signal Relay Mounting Type	Screw Mount, Socket
----------------------------	---------------------

Dimensions

Width Class (Mechanical)	16 – 20 mm
Width	19 mm[.748 in]
Height	30 mm[1.181 in]
Length Class (Mechanical)	30 – 35 mm
Length	35 mm[1.378 in]
Height Class (Mechanical)	25 – 30 mm

Usage Conditions

Environmental Ambient Temperature (Max)	70 °C[158 °F]
Environmental Ambient Temperature Class	50 – 70°C
Operating Temperature Range	-40 – 70 °C

Operation/Application

Performance Type	Standard
------------------	----------

Packaging Features

Packaging Method	Box & Carton
------------------	--------------

Product Compliance

[For compliance documentation, visit the product page on TE.com>](#)

EU RoHS Directive 2011/65/EU	Compliant
EU ELV Directive 2000/53/EC	Compliant
China RoHS 2 Directive MIIT Order No 32, 2016	No Restricted Materials Above Threshold
EU REACH Regulation (EC) No. 1907/2006	Current ECHA Candidate List: JUNE 2023 (235) Candidate List Declared Against: JAN 2023 (233) Does not contain REACH SVHC
Halogen Content	Low Halogen - Br, Cl, F, I < 900 ppm per homogenous material. Also BFR/CFR/PVC Free
Solder Process Capability	Wave solder capable to 265°C

Product Compliance Disclaimer

This information is provided based on reasonable inquiry of our suppliers and represents our current actual knowledge based on the information they provided. This information is subject to change. The part numbers that TE has identified as EU RoHS compliant have a maximum concentration of 0.1% by weight in homogenous materials for lead, hexavalent chromium, mercury, PBB, PBDE, DBP, BBP, DEHP, DIBP, and 0.01% for cadmium, or qualify for an exemption to these limits as defined in the Annexes of Directive 2011/65/EU (RoHS2). Finished electrical and electronic equipment products will be CE marked as required by Directive 2011/65/EU. Components may not be CE marked. Additionally, the part numbers that TE has identified as EU ELV compliant have a maximum concentration of 0.1% by weight in homogenous materials for lead, hexavalent chromium, and mercury, and 0.01% for cadmium, or qualify for an exemption to these limits as defined in the Annexes of Directive 2000/53/EC (ELV). Regarding the REACH Regulation, the information TE provides on SVHC in articles for this part number is based on the latest European Chemicals Agency (ECHA) 'Guidance on requirements for substances in articles' posted at this URL: <https://echa.europa.eu/guidance-documents/guidance-on-reach>

Compatible Parts



Also in the Series | [Axicom Cradle Relay S](#)

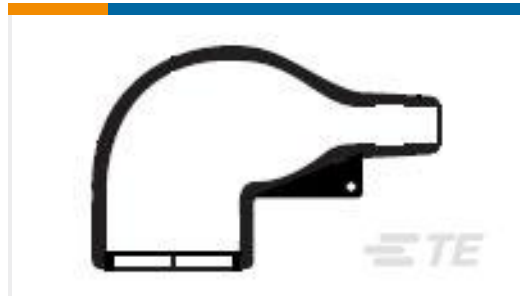


Signal Relays(38)

Customers Also Bought



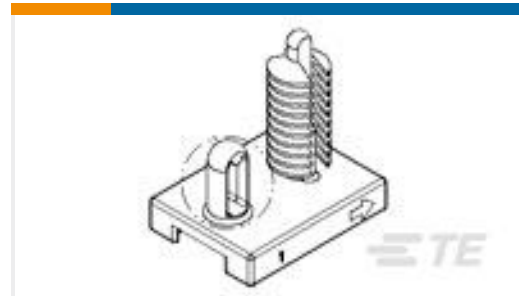
TE Part #8-1393808-3
V23154D 721B110



TE Part #878512-000
222K132-25-0




TE Part #D561523001
RAY-101-4.0(100)




TE Part #1924487-2
MOUNTING CLIP, AMPSEAL 16




TE Part #1-1625958-5
HB01RE 1M0 1% 100PPM



TE Part #282603-1
CABLE CLAMP KIT SIG.PWR. CONN.



TE Part #5-1393807-7
V23154D 426B110



TE Part #9630546001
DR-25-3/16-0-10M



TE Part #1-1102314-6
HB.24.STS.1.21



TE Part #1-1102330-1
HB.24.SG-VS.1.21

Documents

[CAD Files](#)

[3D PDF](#)

[3D](#)

[Customer View Model](#)

[ENG_CVM_CVM_3-1393813-6_A.2d_dxf.zip](#)

English

[Customer View Model](#)

[ENG_CVM_CVM_3-1393813-6_A.3d_igs.zip](#)



English

Customer View Model

[ENG_CVM_CVM_3-1393813-6_A.3d_stp.zip](#)

English

By downloading the CAD file I accept and agree to the [Terms and Conditions](#) of use.

Product Specifications

Definitions General Purpose Relays

English

Product Specification

English