

V23101D 107B201 ✓ ACTIVE




Axicom | Axicom W11 Relay V23101

TE Internal #: 3-1393779-8

Signal Relays, 120 VDC Contact Voltage, 125 VAC Contact Voltage, 206 mW Coil Power (DC), Printed Circuit Board, PCB-SMT, Axicom W11 Relay V23101

[View on TE.com >](#)

Relays, Contactors & Switches > Relays > Signal Relays



Contact Voltage Rating: **120 VDC**

Signal Relay Coil Power Rating (DC): **206 mW**

Signal Relay Mounting Type: **Printed Circuit Board**

Signal Relay Terminal Type: **PCB-SMT**

Features

Product Type Features

Relay Type	W11 Relay V23101
Relay Style	W11 V23101 Signal Relay
Product Type	Relay

Electrical Characteristics

Coil Power Rating Class	200 – 300 mW
Actuating System	DC
Insulation Initial Dielectric Between Open Contacts	750 Vrms
Contact Limiting Short-Time Current	1.25 A
Insulation Initial Dielectric Between Contacts and Coil	1000 Vrms
Insulation Initial Dielectric Between Coil/Contact Class	500 – 1000 V
Power Consumption	200 mW
Insulation Initial Resistance	1000000 MΩ
Contact Limiting Making Current	1.25 A
Coil Resistance	2800 Ω
Contact Limiting Continuous Current	1.25 A
Coil Type	Monostable
Contact Limiting Breaking Current	1.25 A
Contact Switching Load (Min)	10mA @ .02V
Contact Voltage Rating	120 VDC



Signal Relay Coil Power Rating (DC)	206 mW
-------------------------------------	--------

Signal Relay Coil Voltage Rating	24 VAC
----------------------------------	--------

Signal Relay Contact Switching Voltage (Max)	120 VDC
--	---------

Signal Relay Coil Magnetic System	Monostable, DC
-----------------------------------	----------------

Body Features

Weight	4 g[.141 oz]
--------	--------------

Contact Features

Contact Plating Material	Gold
--------------------------	------

Contact Current Class	0 – 2 A
-----------------------	---------

Signal Relay Terminal Type	PCB-SMT
----------------------------	---------

Signal Relay Contact Current Rating	2 A
-------------------------------------	-----

Signal Relay Contact Arrangement	2 Form C (CO)
----------------------------------	---------------

Contact Material	Silver Palladium (AgPd) Alloy
------------------	-------------------------------

Contact Number of Poles	1
-------------------------	---

Termination Features

Termination Type	Through Hole
------------------	--------------

Mechanical Attachment

Signal Relay Mounting Type	Printed Circuit Board
----------------------------	-----------------------

Dimensions

Width Class (Mechanical)	10 – 12 mm
--------------------------	------------

Width	10.5 mm[.413 in]
-------	------------------

Height	11.5 mm[.453 in]
--------	------------------

Length Class (Mechanical)	14 – 16 mm
---------------------------	------------

Length	15.49 mm[.61 in]
--------	------------------

Height Class (Mechanical)	11 – 12 mm
---------------------------	------------

Usage Conditions

Environmental Ambient Temperature (Max)	85 °C[85 °F]
---	--------------

Environmental Ambient Temperature Class	70 – 85°C
---	-----------

Operating Temperature Range	-40 – 85 °C
-----------------------------	-------------

Operation/Application

Performance Type	Standard
------------------	----------

Packaging Features

Packaging Method

Box & Tube, Tube

Product Compliance

[For compliance documentation, visit the product page on TE.com>](#)

EU RoHS Directive 2011/65/EU

Compliant

EU ELV Directive 2000/53/EC

Compliant

China RoHS 2 Directive MIIT Order No 32, 2016

No Restricted Materials Above Threshold

EU REACH Regulation (EC) No. 1907/2006

Current ECHA Candidate List: JUNE 2023 (235)
 Candidate List Declared Against: JAN 2023 (233)
 Does not contain REACH SVHC

Halogen Content

Low Halogen - Br, Cl, F, I < 900 ppm per homogenous material. Also BFR/CFR/PVC Free

Solder Process Capability

Wave solder capable to 265°C


Product Compliance Disclaimer

This information is provided based on reasonable inquiry of our suppliers and represents our current actual knowledge based on the information they provided. This information is subject to change. The part numbers that TE has identified as EU RoHS compliant have a maximum concentration of 0.1% by weight in homogenous materials for lead, hexavalent chromium, mercury, PBB, PBDE, DBP, BBP, DEHP, DIBP, and 0.01% for cadmium, or qualify for an exemption to these limits as defined in the Annexes of Directive 2011/65/EU (RoHS2). Finished electrical and electronic equipment products will be CE marked as required by Directive 2011/65/EU. Components may not be CE marked. Additionally, the part numbers that TE has identified as EU ELV compliant have a maximum concentration of 0.1% by weight in homogenous materials for lead, hexavalent chromium, and mercury, and 0.01% for cadmium, or qualify for an exemption to these limits as defined in the Annexes of Directive 2000/53/EC (ELV). Regarding the REACH Regulation, the information TE provides on SVHC in articles for this part number is based on the latest European Chemicals Agency (ECHA) 'Guidance on requirements for substances in articles' posted at this URL: <https://echa.europa.eu/guidance-documents/guidance-on-reach>

Compatible Parts



Also in the Series | [Axicom W11 Relay V23101](#)



Signal Relays(25)

Customers Also Bought



TE Part #1-316132-2
DYNAMIC D-3200 HDR ASSY 5P V



TE Part #1415898
RTS3T012



TE Part #2-1393237-5
RT334012F



TE Part #1241050-2
2x2P MOD II BREAK AWAY HDR,SMD,
BLISTER



TE Part #826632-5
5P AMPMODU II PIN HDR



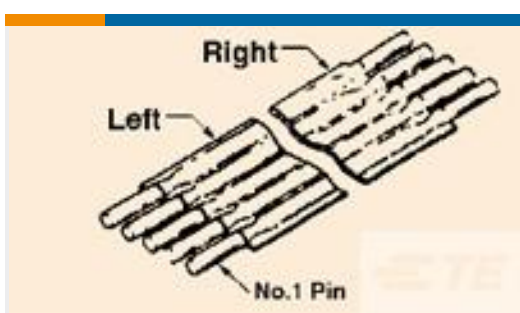
TE Part #5-1625890-0
2W SM M/OX 5% 470K



TE Part #4-2176331-9
CRGP 2512 100K 1%



TE Part #1-1393225-9
RY611012



TE Part #7-6474640-5
FSN-22A

Documents

CAD Files

Customer View Model

[ENG_CVM_CVM_3-1393779-8_B1.3d_igs.zip](#)

English

Customer View Model

[ENG_CVM_CVM_3-1393779-8_B1.3d_stp.zip](#)

English

Customer View Model

[ENG_CVM_CVM_3-1393779-8_B1.2d_dxf.zip](#)



English

[3D PDF](#)

3D

By downloading the CAD file I accept and agree to the [Terms and Conditions](#) of use.

Product Specifications

[Definitions](#) [General Purpose Relays](#)

English

[Product Specification](#)

English