

R10-E2Y4-V700

✓ ACTIVE

Potter & Brumfield | Potter & Brumfield R10

TE Internal #: 3-1393767-6

Power Relays, Industrial Panel Plug-In, Monostable, DC, 900 mW  
Coil Power Rating DC, 700  $\Omega$  Coil Resistance, Sensitive Version,  
Potter & Brumfield R10

[View on TE.com >](#)



Relays, Contactors & Switches > Relays > Power Relays



Power Relay Type: **Industrial Panel Plug-In**  
Coil Magnetic System: **Monostable, DC**  
Coil Power Rating DC: **900 mW**  
Coil Resistance: **700  $\Omega$**   
Coil Special Features: **Sensitive Version**

Features

Product Type Features

Power Relay Type	Industrial Panel Plug-In
------------------	--------------------------

Electrical Characteristics

Insulation Initial Dielectric Between Coil & Contact Class	500 – 1000 V
Insulation Initial Dielectric Between Contacts & Coil	1000 Vrms
Actuating System	DC
Insulation Initial Dielectric Between Open Contacts	500 Vrms
Contact Limiting Making Current	3 A
Contact Limiting Short-Time Current	3 A
Contact Limiting Continuous Current	3 A
Coil Power Rating Class	800 – 1000 mW
Insulation Initial Dielectric Between Adjacent Contacts	1000 Vrms
Insulation Initial Resistance	10000 M $\Omega$
Contact Limiting Breaking Current	3 A
Coil Magnetic System	Monostable, DC
Coil Power Rating DC	900 mW
Coil Resistance	700 $\Omega$
Coil Special Features	Sensitive Version
Coil Voltage Rating	24 VDC



Contact Switching Load (Min)	100mA @ 12V
Contact Voltage Rating	120 VAC

Body Features

Product Weight	40 g[1.41 oz]
----------------	---------------

Contact Features

Contact Special Features	Single Contact
Contact Arrangement	4 Form C (CO)
Contact Current Class	2 – 5 A, 16 A
Contact Current Rating (Max)	3 A
Contact Material	Ag
Contact Number of Poles	4
Relay Terminal Type	PCB-THT

Mechanical Attachment

Relay Mounting Type	Printed Circuit Board
---------------------	-----------------------

Dimensions

Length Class (Mechanical)	20 – 25 mm
Height Class (Mechanical)	30 – 40 mm
Width Class (Mechanical)	16 – 20 mm
Product Width	18.7 mm[.736 in]
Product Length	24.1 mm[.949 in]
Product Height	30.2 mm[1.189 in]

Usage Conditions

Environmental Ambient Temperature Class	70 – 85 °C
Environmental Ambient Temperature (Max)	75 °C[167 °F]
Operating Temperature Range	-55 – 75 °C

Packaging Features

Packaging Method	Package
------------------	---------

Product Compliance

For compliance documentation, visit the product page on TE.com>

EU RoHS Directive 2011/65/EU	Compliant with Exemptions
EU ELV Directive 2000/53/EC	Compliant with Exemptions



China RoHS 2 Directive MIIT Order No 32, 2016	Restricted Materials Above Threshold
EU REACH Regulation (EC) No. 1907/2006	Current ECHA Candidate List: JUNE 2023 (235) Candidate List Declared Against: JAN 2023 (233) SVHC > Threshold: Pb (3.7% in Component part) <b>Article Safe Usage Statements:</b> Do not eat, drink or smoke when using this product. Wash thoroughly after handling. Recycle if possible and dispose of the article by following all applicable governmental regulations relevant to your geographic location.
Halogen Content	Not Yet Reviewed for halogen content
Solder Process Capability	Wave solder capable to 260°C

Product Compliance Disclaimer

This information is provided based on reasonable inquiry of our suppliers and represents our current actual knowledge based on the information they provided. This information is subject to change. The part numbers that TE has identified as EU RoHS compliant have a maximum concentration of 0.1% by weight in homogenous materials for lead, hexavalent chromium, mercury, PBB, PBDE, DBP, BBP, DEHP, DIBP, and 0.01% for cadmium, or qualify for an exemption to these limits as defined in the Annexes of Directive 2011/65/EU (RoHS2). Finished electrical and electronic equipment products will be CE marked as required by Directive 2011/65/EU. Components may not be CE marked. Additionally, the part numbers that TE has identified as EU ELV compliant have a maximum concentration of 0.1% by weight in homogenous materials for lead, hexavalent chromium, and mercury, and 0.01% for cadmium, or qualify for an exemption to these limits as defined in the Annexes of Directive 2000/53/EC (ELV). Regarding the REACH Regulation, the information TE provides on SVHC in articles for this part number is based on the latest European Chemicals Agency (ECHA) 'Guidance on requirements for substances in articles' posted at this URL: <https://echa.europa.eu/guidance-documents/guidance-on-reach>

Compatible Parts

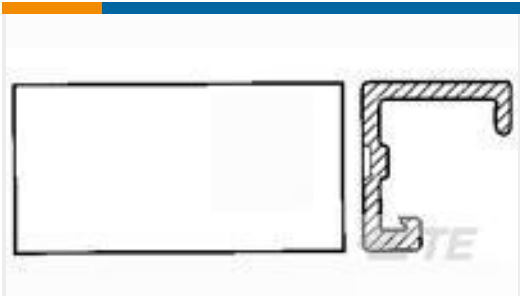
TE Part # 1-1393767-8  
R10-E2X4-V700=R10

Also in the Series | Potter & Brumfield R10


PCB Headers & Receptacles(1)	Power Relays(180)	Relay Accessories, Sockets & Clips(30)

Customers Also Bought







TE Part #640550-3  
03P MTA100 COVER




TE Part #5-1625971-7  
HSA25 560R 5%




TE Part #8-31880-1  
PIDG R 22-16 COMM 22-18 MIL 4




TE Part #66023-2  
TAB,PIDG TERMI-BK 22-16




TE Part #102387-1  
10 MODIV HSG COMP DR .100 POL



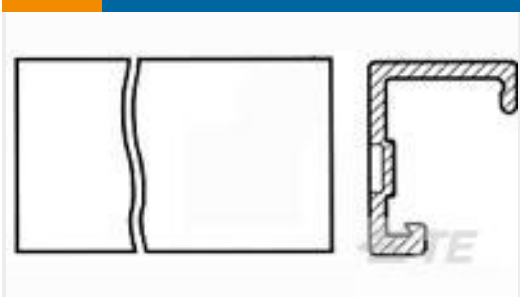
TE Part #3-1415390-1  
PE014F12




TE Part #3-640427-4  
04P MTA156 CONN ASSY 20AWG YEL



TE Part #3-643817-5  
05P MTA156 CONN ASSY 18AWG ORA



TE Part #640551-4  
04P MTA156 COVER



TE Part #3-1437664-3  
NC6-P108-04=7180XX002/30

Documents

CAD Files

3D PDF

3D

Customer View Model

ENG\_CVM\_CVM\_3-1393767-6\_A.2d\_dxf.zip

English

Customer View Model

ENG\_CVM\_CVM\_3-1393767-6\_A.3d\_igs.zip

English

Customer View Model

ENG\_CVM\_CVM\_3-1393767-6\_A.3d\_stp.zip

English

By downloading the CAD file I accept and agree to the [Terms and Conditions](#) of use.

Datasheets & Catalog Pages

R10 General Purpose Dry Circuit to 7.5 Amp Multicontact AC or DC Relay

English

Product Specifications



Definitions General Purpose Relays

English

Agency Approvals

CSA Certificate

English