

R10-E1Y2-J5.0K

✓ ACTIVE

Potter & Brumfield | Potter & Brumfield R10

TE Internal #: 3-1393766-5

Power Relays, Industrial Panel Plug-In, Monostable, DC, 85 mW Coil  
Power Rating DC, 5000  $\Omega$  Coil Resistance, Sensitive Version, Potter  
& Brumfield R10

[View on TE.com >](#)



Relays, Contactors & Switches > Relays > Power Relays



Power Relay Type: **Industrial Panel Plug-In**  
Coil Magnetic System: **Monostable, DC**  
Coil Power Rating DC: **85 mW**  
Coil Resistance: **5000  $\Omega$**   
Coil Special Features: **Sensitive Version**

Features

Product Type Features

Power Relay Type	Industrial Panel Plug-In
------------------	--------------------------

Electrical Characteristics

Insulation Initial Dielectric Between Coil & Contact Class	500 – 1000 V
Insulation Initial Dielectric Between Contacts & Coil	1000 Vrms
Actuating System	DC
Coil Power Rating Class	0 – 100 mW
Insulation Initial Dielectric Between Open Contacts	500 Vrms
Insulation Initial Dielectric Between Adjacent Contacts	1000 Vrms
Insulation Initial Resistance	10000 M $\Omega$
Coil Magnetic System	Monostable, DC
Coil Power Rating DC	85 mW
Coil Resistance	5000 $\Omega$
Coil Special Features	Sensitive Version
Contact Switching Load (Min)	100mA @ 12V
Contact Voltage Rating	120 VAC

Body Features

Product Weight	40 g[1.41 oz]
----------------	---------------

Contact Features

--	--



Contact Arrangement	2 Form C (CO)
Contact Current Class	2 – 5 A, 16 A
Contact Current Rating (Max)	3 A
Contact Material	Ag
Contact Number of Poles	2
Relay Terminal Type	Plug-In, Solder

Mechanical Attachment

Relay Mounting Type	Socket
---------------------	--------

Dimensions

Length Class (Mechanical)	25 – 30 mm
Height Class (Mechanical)	30 – 40 mm
Width Class (Mechanical)	16 – 20 mm
Product Width	18.7 mm[.736 in]
Product Length	29.6 mm[1.165 in]
Product Height	30.2 mm[1.189 in]

Usage Conditions

Environmental Ambient Temperature Class	70 – 85 °C
Environmental Ambient Temperature (Max)	75 °C[167 °F]
Operating Temperature Range	-55 – 75 °C

Packaging Features

Packaging Method	Package
------------------	---------

Product Compliance

For compliance documentation, visit the product page on TE.com>

EU RoHS Directive 2011/65/EU	Compliant with Exemptions
EU ELV Directive 2000/53/EC	Compliant with Exemptions
China RoHS 2 Directive MIIT Order No 32, 2016	Restricted Materials Above Threshold
EU REACH Regulation (EC) No. 1907/2006	Current ECHA Candidate List: JUNE 2023 (235) Candidate List Declared Against: JAN 2023 (233) SVHC > Threshold: Pb (3.7% in Component Part)

Article Safe Usage Statements:  
Do not eat, drink or smoke when using this product. Wash thoroughly after handling. Recycle if possible and dispose of the article by following all applicable governmental regulations relevant to your geographic location.




Halogen Content	Low Halogen - Br, Cl, F, I < 900 ppm per homogenous material. Also BFR/CFR/PVC Free
Solder Process Capability	Not applicable for solder process capability

Product Compliance Disclaimer

This information is provided based on reasonable inquiry of our suppliers and represents our current actual knowledge based on the information they provided. This information is subject to change. The part numbers that TE has identified as EU RoHS compliant have a maximum concentration of 0.1% by weight in homogenous materials for lead, hexavalent chromium, mercury, PBB, PBDE, DBP, BBP, DEHP, DIBP, and 0.01% for cadmium, or qualify for an exemption to these limits as defined in the Annexes of Directive 2011/65/EU (RoHS2). Finished electrical and electronic equipment products will be CE marked as required by Directive 2011/65/EU. Components may not be CE marked. Additionally, the part numbers that TE has identified as EU ELV compliant have a maximum concentration of 0.1% by weight in homogenous materials for lead, hexavalent chromium, and mercury, and 0.01% for cadmium, or qualify for an exemption to these limits as defined in the Annexes of Directive 2000/53/EC (ELV). Regarding the REACH Regulation, the information TE provides on SVHC in articles for this part number is based on the latest European Chemicals Agency (ECHA) 'Guidance on requirements for substances in articles' posted at this URL: <https://echa.europa.eu/guidance-documents/guidance-on-reach>

Compatible Parts

 TE Part # 1393143-8 27E125=SOCKET,R10,10,SLG,PHE	 TE Part # 1-1393143-1 27E128=SOCKET,R10,10,PC,PHEN	 TE Part # 1393837-1 27E460=SOCKET,R10,,ASSY,2 POLE	 TE Part # 2-1393143-1 27E193=SOCKET,R10,11,PC,PHEN
 TE Part # 3-1393143-4 27E317=SOCKETS	 TE Part # 4-1393143-1 27E446=SOCKETS	 TE Part # 2-1393143-4 27E212=SOCKET,R10,10,PC,PHEN	 TE Part # 5-1393143-0 27E636=SOCKETS

Also in the Series | Potter & Brumfield R10

 PCB Headers & Receptacles(1)	 Power Relays(180)	 Relay Accessories, Sockets & Clips(30)
---	--	---



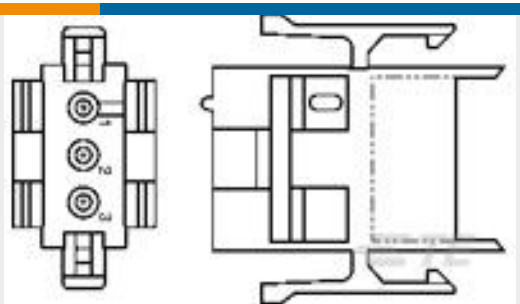
Customers Also Bought




TE Part #2-321233-1  
TERMINAL,PIDG SPD 16-14 8



TE Part #207360-1  
PLUG HSG,3 POSN,METRIC



TE Part #1-640507-0  
02P MR II CAP HSG




TE Part #350552-1  
UMNL PIN 20-14 PTPBR L/P



TE Part #350705-1  
UMNL SPLIT PIN 20-14 PTPBR L/P



TE Part #350538-1  
UMNL PIN 20-14 .0126 PTPBR



TE Part #1393837-1  
27E460=SOCKET,R10,,ASSY,2 POLE



TE Part #9-1393113-9  
KUEP-3D15-125=KU



TE Part #201568-1  
CONTACT SOCKET ASSY.



TE Part #1423157-8  
7012AD=RLY,STD,ON,2P,120VAC,50

Documents

CAD Files

3D PDF

3D

Customer View Model

ENG\_CVM\_CVM\_3-1393766-5\_A.2d\_dxf.zip

English

Customer View Model

ENG\_CVM\_CVM\_3-1393766-5\_A.3d\_igs.zip

English

Customer View Model

ENG\_CVM\_CVM\_3-1393766-5\_A.3d\_stp.zip

English

By downloading the CAD file I accept and agree to the [Terms and Conditions](#) of use.

Datasheets & Catalog Pages

R10 General Purpose Dry Circuit to 7.5 Amp Multicontact AC or DC Relay

English



Product Specifications

Definitions General Purpose Relays

English

Agency Approvals

CSA Certificate

English