

3-1376387-4 ✓ ACTIVE



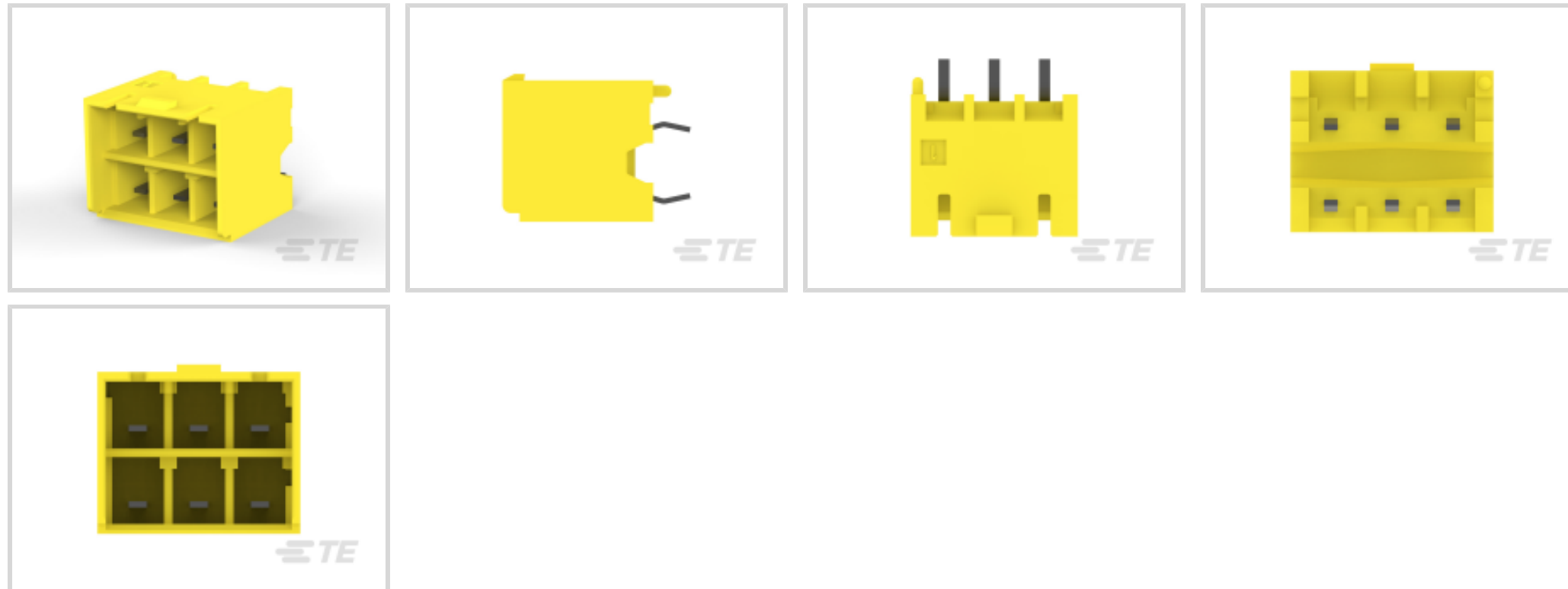
## Power Key 5.0

TE Internal #: 3-1376387-4

Rectangular Power Connectors, Header, Receptacle, Wire-to-Board, 6 Position, 5 mm [.197 in] Centerline, Printed Circuit Board, UL 94V-0, Power Key 5.0

[View on TE.com >](#)

Connectors > Power Connectors > Rectangular Power > Rectangular Power Connectors > Glow Wire Power Key Header



Rectangular Power Connector Type: **Header**

Connector & Housing Type: **Receptacle**

Connector System: **Wire-to-Board**

Number of Positions: **6**

Centerline (Pitch): **5 mm [.197 in]**

[All Glow Wire Power Key Header \(10\)](#)

## Features

### Product Type Features

Header Type	Fully Shrouded
Rectangular Power Connector Type	Header
Connector & Housing Type	Receptacle
Connector System	Wire-to-Board
Sealable	No
Connector & Contact Terminates To	Printed Circuit Board

### Configuration Features

Number of Positions	6
PCB Mount Orientation	Vertical
Number of Power Positions	6
Number of Signal Positions	0
Number of Rows	2



### Electrical Characteristics

Operating Voltage	300 VAC
-------------------	---------

### Contact Features

Mating Post Length	6.3 mm[.248 in]
PCB Contact Termination Area Plating Material Thickness	2 $\mu$ m[78.74 $\mu$ in]
Contact Layout	Inline
Contact Underplating Material Thickness	1.27 $\mu$ m[50 $\mu$ in]
Contact Mating Area Plating Material	Tin
Contact Base Material	Copper Alloy
Contact Current Rating (Max)	10 A
Contact Retention Within Housing	Without
Contact Type	Tab
PCB Contact Termination Area Plating Material	Tin
Contact Mating Area Plating Material Thickness	1 $\mu$ m[39.37 $\mu$ in]

### Termination Features

Termination Post & Tail Length	3.05 mm[.12 in]
Termination Method to Printed Circuit Board	Through Hole - Press-Fit

### Mechanical Attachment

Mating Retention	With
Mating Alignment	Without
PCB Mount Alignment	Without
PCB Mount Retention	With
PCB Mount Retention Type	Mounting Post/Kinked Legs
Mating Retention Type	Latch
Connector Mounting Type	Board Mount

### Housing Features

Centerline (Pitch)	5 mm[.197 in]
Housing Color	Yellow
Housing Material	Nylon 6/6 GF

### Dimensions

Connector Height	14.1 mm[.55 in]
PCB Thickness (Recommended)	1.57 mm[.062 in]



Product Width	14.1 mm[.555 in]
Product Length	16.6 mm[.653 in]
Row-to-Row Spacing	6.2 mm[.244 in]

### Usage Conditions

Operating Temperature Range	-30 – 105 °C[-22 – 221 °F]
-----------------------------	----------------------------

### Operation/Application

Circuit Application	Power
---------------------	-------

### Industry Standards

CSA Rating	LR 7189
UL Rating	Recognized
Agency/Standard	CSA, UL
Approved Standards	UL E28476
UL Flammability Rating	UL 94V-0
Glow Wire Rating	GWT 750°C (Without Flame)

### Packaging Features

Packaging Quantity	100
Packaging Method	Bag

### Product Compliance

[For compliance documentation, visit the product page on TE.com>](#)

EU RoHS Directive 2011/65/EU	Compliant
EU ELV Directive 2000/53/EC	Compliant
China RoHS 2 Directive MIIT Order No 32, 2016	No Restricted Materials Above Threshold
EU REACH Regulation (EC) No. 1907/2006	Current ECHA Candidate List: JUNE 2023 (235) Candidate List Declared Against: JUNE 2023 (235) Does not contain REACH SVHC
Halogen Content	Not Low Halogen - contains Br or Cl > 900 ppm.
Solder Process Capability	Wave solder capable to 265°C

#### Product Compliance Disclaimer

This information is provided based on reasonable inquiry of our suppliers and represents our current actual knowledge based on the information they provided. This information is subject to change. The part numbers that TE has identified as EU RoHS compliant have a maximum concentration of 0.1% by weight in homogenous materials for lead, hexavalent



chromium, mercury, PBB, PBDE, DBP, BBP, DEHP, DIBP, and 0.01% for cadmium, or qualify for an exemption to these limits as defined in the Annexes of Directive 2011/65/EU (RoHS2). Finished electrical and electronic equipment products will be CE marked as required by Directive 2011/65/EU. Components may not be CE marked. Additionally, the part numbers that TE has identified as EU ELV compliant have a maximum concentration of 0.1% by weight in homogenous materials for lead, hexavalent chromium, and mercury, and 0.01% for cadmium, or qualify for an exemption to these limits as defined in the Annexes of Directive 2000/53/EC (ELV). Regarding the REACH Regulation, the information TE provides on SVHC in articles for this part number is based on the latest European Chemicals Agency (ECHA) 'Guidance on requirements for substances in articles' posted at this URL: <https://echa.europa.eu/guidance-documents/guidance-on-reach>

## Compatible Parts



TE Part # 3-1376393-4  
 5MM POWER KEY 6P PLUG HSG YELL




TE Part # CAT-P8704-H342  
 STD Temp Power Key Header




TE Part # 3-1376437-4  
 5MM POWER KEY 2P HDR ASSY YELL


## Also in the Series | Power Key 5.0




Insertion & Extraction Tools(1)



PCB Latches, Locks & Retainers(4)



Power Contacts(4)



Rectangular Power Connectors(107)

## Customers Also Bought



TE Part #1376387-1  
 5mm B-T-W Conn. 6P(2row) HDR A



TE Part #640445-9  
 09P MTA156 HDR ASSY FL/STR SN



TE Part #640445-6  
 06P MTA156 HDR ASSY FL/STR SN



TE Part #1-640445-0  
 10P MTA156 HDR ASSY FL/STR SN



TE Part #640445-5  
05P MTA156 HDR ASSY FL/STR SN



TE Part #640383-4  
04P MTA156 HDR ASSY STR SQ SN



TE Part #1-1376385-2  
5mm B-T-W Conn. 6P HDR ASSEMBL



TE Part #1376385-1  
5mm B-T-W Conn. 6P HDR ASSEMBL



TE Part #63824-1  
250 FASTON TAB TPBR



TE Part #641936-6  
09P MTA156 HDR ASSY F/L W/O#8

## Documents

### Product Drawings

[5mm B-T-W Conn. 6P\(2row\) HDR A](#)

English

### CAD Files

Customer View Model

[ENG\\_CVM\\_CVM\\_3-1376387-4\\_F.2d\\_dxf.zip](#)

English

[3D PDF](#)

3D

Customer View Model

[ENG\\_CVM\\_CVM\\_3-1376387-4\\_F.3d\\_igs.zip](#)

English

Customer View Model

[ENG\\_CVM\\_CVM\\_3-1376387-4\\_F.3d\\_stp.zip](#)

English

By downloading the CAD file I accept and agree to the [Terms and Conditions](#) of use.

### Datasheets & Catalog Pages

[SOFT\\_SHELL\\_PIN\\_SOCKET\\_CONNECTORS\\_STANDARD\\_DENSITY](#)

English

[1-1773881-9 Power Key Connector Quick Reference Guide](#)

English

### Product Specifications

[5.0 POWER KEY CONNECTOR](#)

Japanese



### Application Specification

Japanese

---

### Product Environmental Compliance

#### TE Material Declaration

English

---

### Agency Approvals

#### VDE Certificate

English