

292215-7 ✓ ACTIVE

AMP Mini CT

TE Internal #: 292215-7

Connector Assembly, Plug to Plug Relay Header, Wire-to-Panel, 7
Position, .059 in [1.5 mm] Centerline, 1 Row, White, Mating
Retention, AMP Mini CT

[View on TE.com >](#)



Connectors > PCB Connectors > Wire-to-Board Connectors > Wire-to-Board Connector Assemblies & Housings



Connector Product Type: **Connector Assembly**

Connector & Housing Type: **Plug to Plug Relay Header**

Connector System: **Wire-to-Panel**

Number of Positions: 7

Centerline (Pitch): 1.5 mm [.059 in]

Features

Product Type Features

| | |
|--------------------------|---------------------------|
| Connector Product Type | Connector Assembly |
| Connector & Housing Type | Plug to Plug Relay Header |
| Connector System | Wire-to-Panel |
| Sealable | No |

Configuration Features

| | |
|---------------------|---|
| Number of Positions | 7 |
| Number of Rows | 1 |

Electrical Characteristics

| | |
|-------------------|--------|
| Operating Voltage | 50 VAC |
|-------------------|--------|

Body Features

| | |
|-----------------------|-------|
| Primary Product Color | White |
|-----------------------|-------|

Contact Features

| | |
|----------------------------------|---------|
| Contact Retention Within Housing | Without |
|----------------------------------|---------|

| | |
|--------------|-----|
| Contact Type | Pin |
|--------------|-----|

| | |
|-----------------------|-------|
| Contact Base Material | Brass |
|-----------------------|-------|

| | |
|------------------------------|-----|
| Contact Current Rating (Max) | 2 A |
|------------------------------|-----|

Mechanical Attachment

| | |
|---------------|---------|
| Strain Relief | Without |
|---------------|---------|

| | |
|---------------------|------|
| Panel Mount Feature | With |
|---------------------|------|

| | |
|--------------------------|---------|
| Panel Mount Feature Type | Latches |
|--------------------------|---------|

| | |
|-----------------------|---------------|
| Mating Retention Type | Locking Latch |
|-----------------------|---------------|

| | |
|------------------|------|
| Mating Retention | With |
|------------------|------|

| | |
|-------------------------|-------------|
| Connector Mounting Type | Panel Mount |
|-------------------------|-------------|

Housing Features

| | |
|------------------|----------|
| Housing Material | Nylon 66 |
|------------------|----------|

| | |
|--------------------|------------------|
| Centerline (Pitch) | 1.5 mm [.059 in] |
|--------------------|------------------|

Dimensions

| | |
|------------------|-------------------|
| Connector Length | 18.6 mm [.732 in] |
|------------------|-------------------|

| | |
|-------------------------------|-------------------------------|
| Panel Thickness (Recommended) | .81 – 1.6 mm [.032 – .063 in] |
|-------------------------------|-------------------------------|

| | |
|------------------|-------------------|
| Connector Height | 11.8 mm [.464 in] |
|------------------|-------------------|

Usage Conditions

| | |
|-----------------------------|-----------------------------|
| Operating Temperature Range | -30 – 105 °C [-22 – 221 °F] |
|-----------------------------|-----------------------------|

Operation/Application

| | |
|---------------------|--------|
| Circuit Application | Signal |
|---------------------|--------|

Industry Standards

| | |
|-----------------|---------|
| Agency/Standard | CSA, UL |
|-----------------|---------|

| | |
|--------------------|---------------|
| Approved Standards | UL Recognized |
|--------------------|---------------|

| | |
|------------------------|----------|
| UL Flammability Rating | UL 94V-0 |
|------------------------|----------|

Packaging Features

| | |
|--------------------|-----|
| Packaging Quantity | 600 |
|--------------------|-----|

| | |
|------------------|-----------|
| Packaging Method | Bag & Box |
|------------------|-----------|

Product Compliance

For compliance documentation, visit the product page on [TE.com](#)>

| | |
|------------------------------|-----------|
| EU RoHS Directive 2011/65/EU | Compliant |
|------------------------------|-----------|



| | |
|---|---|
| EU ELV Directive 2000/53/EC | Compliant |
| China RoHS 2 Directive MIIT Order No 32, 2016 | No Restricted Materials Above Threshold |
| EU REACH Regulation (EC) No. 1907/2006 | Current ECHA Candidate List: JUNE 2023 (235) Candidate List Declared Against: JUNE 2023 (235) Does not contain REACH SVHC |
| Halogen Content | Low Halogen - Br, Cl, F, I < 900 ppm per homogenous material. Also BFR/CFR/PVC Free |
| Solder Process Capability | Not applicable for solder process capability |

Product Compliance Disclaimer

This information is provided based on reasonable inquiry of our suppliers and represents our current actual knowledge based on the information they provided. This information is subject to change. The part numbers that TE has identified as EU RoHS compliant have a maximum concentration of 0.1% by weight in homogenous materials for lead, hexavalent chromium, mercury, PBB, PBDE, DBP, BBP, DEHP, DIBP, and 0.01% for cadmium, or qualify for an exemption to these limits as defined in the Annexes of Directive 2011/65/EU (RoHS2). Finished electrical and electronic equipment products will be CE marked as required by Directive 2011/65/EU. Components may not be CE marked. Additionally, the part numbers that TE has identified as EU ELV compliant have a maximum concentration of 0.1% by weight in homogenous materials for lead, hexavalent chromium, and mercury, and 0.01% for cadmium, or qualify for an exemption to these limits as defined in the Annexes of Directive 2000/53/EC (ELV). Regarding the REACH Regulation, the information TE provides on SVHC in articles for this part number is based on the latest European Chemicals Agency (ECHA) 'Guidance on requirements for substances in articles' posted at this URL: <https://echa.europa.eu/guidance-documents/guidance-on-reach>

Compatible Parts



TE Part # CAT-AM7053-H8172
Mini Common Termination (CT) Housings



TE Part # CAT-AM7053-C7671
Mini Common Termination Contacts



TE Part # 1-353293-3
MINI CT MT REC ASSY 13P GRAY



TE Part # 353293-7
MINI CT MT REC ASSY 7P GRAY




TE Part # 2-179694-7
CT MT REC ASSY 7P GRAY




TE Part # 5-353293-7
MINI CT MT REC ASSY 7P BLUE


Also in the Series | **AMP Mini CT**



PCB Connector Mounting(10)



PCB Headers & Receptacles(332)



Wire-to-Board Connector Assemblies & Housings(172)



Wire-to-Board Connector Contacts(4)

Customers Also Bought



TE Part #292215-4
MINI CT SGL RELAY 4P NAT



TE Part #3-353293-6
1.5MM CT MT REC ASSY 16P BLACK



TE Part #3-353293-7
1.5MM CT MT REC ASSY 17P BLACK



TE Part #3-353293-9
1.5MM CT MT REC ASSY 19P BLACK



TE Part #2-353293-9
1.5MM CT MT REC ASS'Y 9P BLACK



TE Part #2-353293-7
1.5MM CT MT REC ASS'Y 7P BLACK



TE Part #2-353293-5
1.5MM CT MT REC ASS'Y 5P BLACK



TE Part #2-353293-2
1.5MM CT MT REC ASS'Y 2P BLACK



TE Part #3-292215-2
MINI CT SGL RELAY 12P BLACK



TE Part #8-292112-4
MT REC ASSY (#26,28)

Documents

Product Drawings

[MINI CT SGL RELAY 7P NAT](#)

English

CAD Files

[3D PDF](#)

[3D](#)

[Customer View Model](#)

[ENG_CVM_CVM_292215-7_B.2d_dxf.zip](#)



English

Customer View Model

[ENG_CVM_CVM_292215-7_B.3d_igs.zip](#)

English

Customer View Model

[ENG_CVM_CVM_292215-7_B.3d_stp.zip](#)

English

By downloading the CAD file I accept and agree to the [Terms and Conditions](#) of use.

Product Specifications

Product Specification

Japanese

[AMP MINI CCOMMON TERMINATION \(CT\), CONNECTOR, 1.5mm PITCH, M/T TYPE, LEAD FREE VERSION](#)

Japanese

Product Specification

English

Product Specification

Japanese

[AMP Mini CT Connector 1.5mm Pitch \(Crimp Type\), Lead Free Version](#)

Japanese

Product Environmental Compliance

[MD_292215-7_01022018412_dmtec](#)

English

[MD_292215-7_01022018412_dmtec](#)

English