

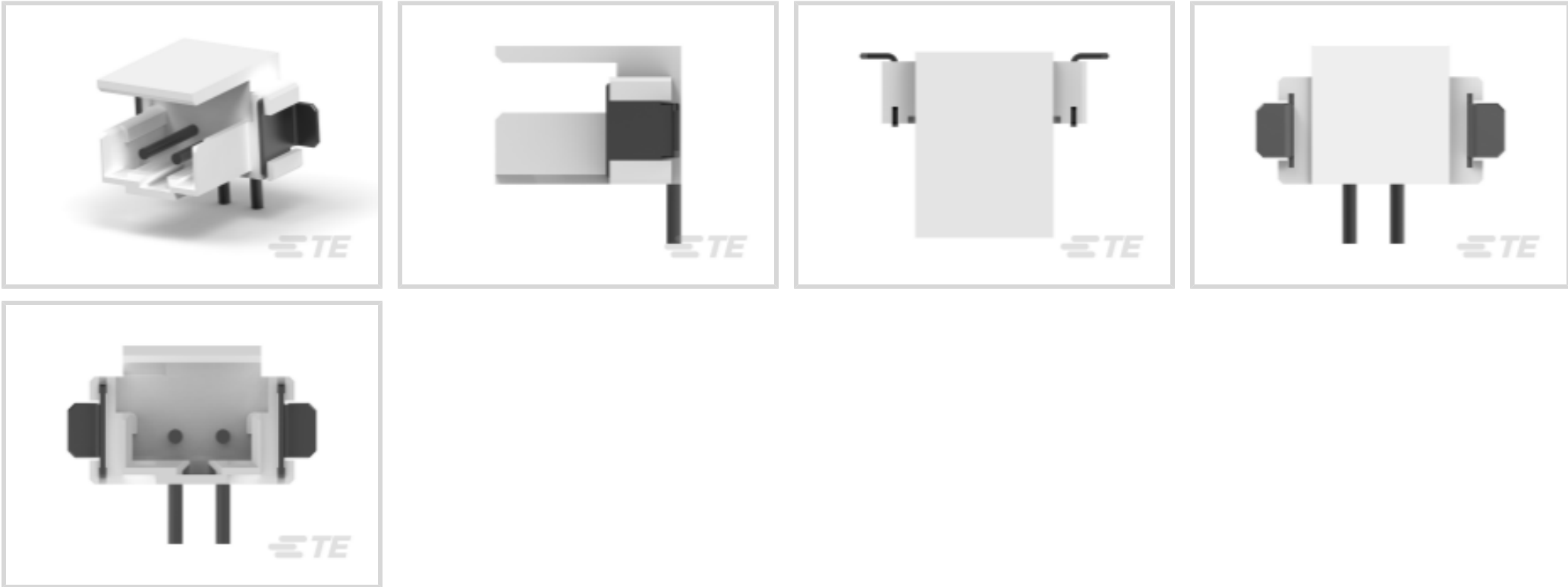


AMP CT

TE Internal #: 292175-2  
PCB Mount Header, Vertical, Wire-to-Board, 2 Position, 2 mm [.079 in] Centerline, Partially Shrouded, Tin, Surface Mount, Power & Signal, AMP CT

[View on TE.com >](#)

Connectors > PCB Connectors > PCB Headers & Receptacles > CT Box Header SMT: Vert, Shrouded



Connector System: **Wire-to-Board**  
Number of Positions: **2**  
Number of Rows: **1**  
Centerline (Pitch): **2 mm [.079 in]**  
PCB Mount Orientation: **Vertical**

[All CT Box Header SMT: Vert, Shrouded \(34\)](#)

Features

Product Type Features

Connector System	Wire-to-Board
Header Type	Partially Shrouded
Sealable	No
Connector & Contact Terminates To	Printed Circuit Board
PCB Connector Assembly Type	PCB Mount Header

Configuration Features

Number of Positions	2
Number of Rows	1
PCB Mount Orientation	Vertical

Electrical Characteristics

Operating Voltage	125 VAC
-------------------	---------

Body Features

--	--



Primary Product Color	Natural
-----------------------	---------

Contact Features

Contact Mating Area Length	4.5 mm[.177 in]
PCB Contact Termination Area Plating Material Thickness	1 – 2 µm[39.37 – 78.73 µin]
Contact Layout	Inline
Mating Pin Diameter	.6 mm[.024 in]
Contact Mating Area Plating Material Thickness	1 – 2 µm[39.37 – 78.73 µin]
Contact Shape & Form	Round
Contact Mating Area Plating Material Finish	Matte
PCB Contact Termination Area Plating Material	Tin
Contact Base Material	Brass
Contact Mating Area Plating Material	Tin
Contact Type	Pin
Contact Current Rating (Max)	4 A

Termination Features

Round Termination Post & Tail Diameter	.6 mm[.024 in]
Termination Method to Printed Circuit Board	Surface Mount

Mechanical Attachment

Mating Alignment Type	Polarization
Mating Retention	Without
Panel Mount Feature	With
PCB Mount Retention Type	Solder Peg
Connector Mounting Type	Board Mount
Mating Alignment	With
PCB Mount Alignment	Without
PCB Mount Retention	With

Housing Features

Housing Material	6T PA(GF)
Centerline (Pitch)	2 mm[.079 in]

Dimensions

Connector Length	5.8 mm[.228 in]
Connector Height	7.8 mm[.307 in]



Connector Width	5.8 mm[.228 in]
PCB Thickness (Recommended)	.8 mm[.031 – .063 in]

Usage Conditions

Operating Temperature Range	-40 – 221 °C[-40 – 105 °F]
-----------------------------	----------------------------

Operation/Application

Assembly Process Feature	Pick and Place Cover
Circuit Application	Power & Signal

Industry Standards

Agency/Standard	CSA, UL
Approved Standards	CSA LR7189, UL E28476
UL Flammability Rating	UL 94V-0

Packaging Features

Packaging Quantity	3500
Packaging Type	Box, Tape

Product Compliance

For compliance documentation, visit the product page on TE.com>

EU RoHS Directive 2011/65/EU	Compliant
EU ELV Directive 2000/53/EC	Compliant
China RoHS 2 Directive MIIT Order No 32, 2016	No Restricted Materials Above Threshold
EU REACH Regulation (EC) No. 1907/2006	Current ECHA Candidate List: JUNE 2023 (235) Candidate List Declared Against: JUNE 2023 (235) Does not contain REACH SVHC
Halogen Content	Not Low Halogen - contains Br or Cl > 900 ppm.
Solder Process Capability	Reflow solder capable to 245°C

Product Compliance Disclaimer

This information is provided based on reasonable inquiry of our suppliers and represents our current actual knowledge based on the information they provided. This information is subject to change. The part numbers that TE has identified as EU RoHS compliant have a maximum concentration of 0.1% by weight in homogenous materials for lead, hexavalent chromium, mercury, PBB, PBDE, DBP, BBP, DEHP, DIBP, and 0.01% for cadmium, or qualify for an exemption to these limits as defined in the Annexes of Directive 2011/65/EU (RoHS2). Finished electrical and electronic equipment products will be CE marked as required by Directive 2011/65/EU. Components may not be CE marked. Additionally, the part numbers that TE has identified as EU ELV compliant have a maximum concentration of 0.1% by weight in homogenous materials for lead, hexavalent chromium, and mercury, and 0.01% for cadmium, or qualify for an exemption to these limits as defined in the Annexes of Directive 2000/53/EC (ELV). Regarding the REACH Regulation, the information TE provides



on SVHC in articles for this part number is based on the latest European Chemicals Agency (ECHA) ‘Guidance on requirements for substances in articles’ posted at this URL: <https://echa.europa.eu/guidance-documents/guidance-on-reach>

Compatible Parts



TE Part # CAT-AM7017-C7671  
Common Termination Contacts —  
POWER TRIPLE LOCK




TE Part # CAT-AM7017-H8172  
AMP COMMON TERMINATION  
HOUSINGS




TE Part # 1-353293-3  
MINI CT MT REC ASSY 13P GRAY


Also in the Series | AMP CT




PCB Connector Mounting(46)



PCB Headers & Receptacles(756)



Wire-to-Board Connector Assemblies  
& Housings(256)



Wire-to-Board Connector Contacts(8)

Customers Also Bought



TE Part #2-292173-4  
CT BOX HDR H SMT 4P O/TAPE BLA



TE Part #292175-6  
CT BOX HDR V SMT 6P O/TAPE NAT



TE Part #1734100-7  
Champ050 series,68pos,Au over PdNi



TE Part #292230-6  
1.5 MINI CT SGL V SMT W/BOSS 6



TE Part #2-292207-6  
MINI CT SGL DIP V 6P BLACK



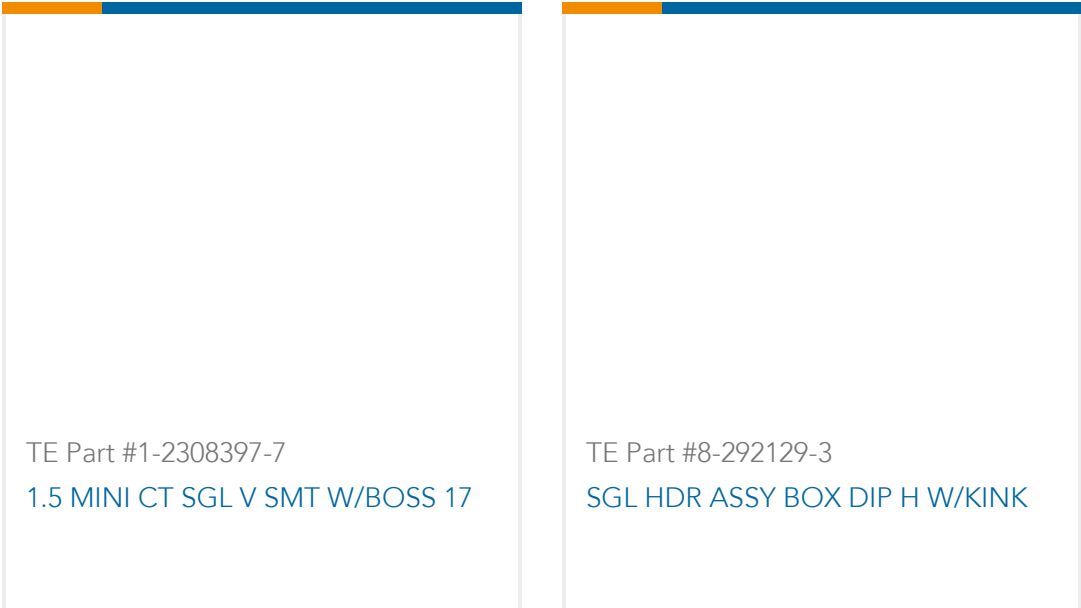
TE Part #DRC23-24PB  
HDR 24P, BLK, RA, AU/NI/CU, B



TE Part #2-178488-1  
UP 7.92 3P TAB HDR NAT TYPE 1



TE Part #1-292230-0  
1.5 MINI CT SGL V SMT W/BOSS 1



Documents

CAD Files

3D PDF

3D

Customer View Model

ENG\_CVM\_CVM\_292175-2\_A1.2d\_dxf.zip

English

Customer View Model

ENG\_CVM\_CVM\_292175-2\_A1.3d\_igs.zip

English

Customer View Model

ENG\_CVM\_CVM\_292175-2\_A1.3d\_stp.zip

English

By downloading the CAD file I accept and agree to the [Terms and Conditions](#) of use.

Product Specifications

Product Specification

English

AMP COMMON TERMINATION (CT), CONNECTOR, 2mm PITCH, M/T TYPE, LEAD FREE VERSION

Japanese

Product Specification

Japanese

Product Environmental Compliance

TE Material Declaration

English