



Connectors > Power Connectors > Rectangular Power > Rectangular Power Connectors



Rectangular Power Connector Type: **Header**

Connector & Housing Type: **Plug**

Connector System: **Wire-to-Board**

Number of Positions: **2**

Centerline (Pitch): **4.2 mm [.165 in]**

Features

Product Type Features

Rectangular Power Connector Type	Header
Connector & Housing Type	Plug
Connector System	Wire-to-Board
Sealable	No
Connector & Contact Terminates To	Printed Circuit Board

Configuration Features

Number of Positions	2
PCB Mount Orientation	Vertical
Number of Power Positions	0
Number of Signal Positions	2
Number of Rows	2

Electrical Characteristics

Operating Voltage	600 VAC
-------------------	---------

Contact Features

Multiple Contact Types	With
------------------------	------



Contact Layout	Inline
Contact Mating Area Plating Material	Tin
Contact Current Rating (Max)	13 A
Contact Retention Within Housing	With
Contact Type	Pin
PCB Contact Termination Area Plating Material	Tin
Contact Mating Area Plating Material Thickness	2.03 μm [80 μin]

Termination Features

Termination Post & Tail Length	3.5 mm[.138 in]
Termination Method to Printed Circuit Board	Through Hole - Solder

Mechanical Attachment

Mating Alignment Type	Keyed
Mating Retention	With
Mating Alignment	With
PCB Mount Alignment	With
PCB Mount Retention	With
PCB Mount Retention Type	Boardlock
Mating Retention Type	Latch
Connector Mounting Type	Board Mount

Housing Features

Centerline (Pitch)	4.2 mm[.165 in]
Housing Material	Polyamide

Dimensions

Connector Height	12.8 mm[.504 in]
PCB Thickness (Recommended)	1.78 mm[.7 in]
Product Width	9.75 mm[.384 in]
Product Length	5.4 mm[.213 in]
Compatible Insulation Diameter Range	1.2 – 3.1 mm[.047 – .122 in]
Wire Size	.12 – 1.4 mm^2
Row-to-Row Spacing	4.2 mm[.165 in]

Usage Conditions

Operating Temperature Range	-40 – 105 $^{\circ}\text{C}$ [-40 – 221 $^{\circ}\text{F}$]
-----------------------------	--



Operation/Application

Circuit Application	Signal
---------------------	--------

Identification Marking

Circuit Identification Feature	With
--------------------------------	------

Industry Standards

CSA Rating	208567
UL Rating	Recognized
Agency/Standard	CSA, UL
Approved Standards	UL E28476
UL Flammability Rating	UL 94V-0
Glow Wire Rating	GWT 750°C (Without Flame)

Packaging Features

Packaging Method	Box & Tray, Tray
------------------	------------------

Product Compliance

[For compliance documentation, visit the product page on TE.com>](#)

EU RoHS Directive 2011/65/EU	Compliant
EU ELV Directive 2000/53/EC	Not Yet Reviewed
China RoHS 2 Directive MIIT Order No 32, 2016	No Restricted Materials Above Threshold
EU REACH Regulation (EC) No. 1907/2006	Current ECHA Candidate List: JUNE 2023 (235) Candidate List Declared Against: JUNE 2022 (224) Does not contain REACH SVHC
Halogen Content	Low Halogen - Br, Cl, F, I < 900 ppm per homogenous material. Also BFR/CFR/PVC Free
Solder Process Capability	Not reviewed for solder process capability

Product Compliance Disclaimer

This information is provided based on reasonable inquiry of our suppliers and represents our current actual knowledge based on the information they provided. This information is subject to change. The part numbers that TE has identified as EU RoHS compliant have a maximum concentration of 0.1% by weight in homogenous materials for lead, hexavalent chromium, mercury, PBB, PBDE, DBP, BBP, DEHP, DIBP, and 0.01% for cadmium, or qualify for an exemption to these limits as defined in the Annexes of Directive 2011/65/EU (RoHS2). Finished electrical and electronic equipment products will be CE marked as required by Directive 2011/65/EU. Components may not be CE marked. Additionally, the part numbers that TE has identified as EU ELV compliant have a maximum concentration of 0.1% by weight in homogenous materials for lead, hexavalent chromium, and mercury, and 0.01% for cadmium, or qualify for an exemption to these limits as defined in the Annexes of Directive 2000/53/EC (ELV). Regarding the REACH Regulation, the information TE provides on SVHC in articles for this part number is based on the latest European Chemicals Agency (ECHA) 'Guidance on

requirements for substances in articles' posted at this URL: <https://echa.europa.eu/guidance-documents/guidance-on-reach>

Compatible Parts



TE Part # 794954-2
2P RCPT VAL-U-LOK V2



TE Part # 1586019-2
2P RCPT VAL-U-LOK V0



TE Part # 1586765-2
2P RCPT VAL-U-LOK GW



TE Part # 2-2825274-4
24P VAL-U-LOK HCS VRTHDR W/PGS GW



TE Part # 2825260-2
2P VRT HDR VAL-U-LOK HCS V0



TE Part # 2825261-2
2P VAL-U-LOK HCS VRT HDR W/P V0



TE Part # 1-2825261-4
14P VAL-U-LOK HCS VRT HDR W/P V0



TE Part # 1-2825274-0
10P VAL-U-LOK HCS VRTHDR W/PGS GW



TE Part # 1-2825274-2
12P VAL-U-LOK HCS VRTHDR W/PGS GW



TE Part # 1-2825274-6
16P VAL-U-LOK HCS VRTHDR W/PGS GW



TE Part # 2-2825274-0
20P VAL-U-LOK HCS VRTHDR W/PGS GW



TE Part # 2825274-4
4P VAL-U-LOK HCS VRTHDR W/PGS GW



TE Part # 2825274-6
6P VAL-U-LOK HCS VRTHDR W/PGS GW

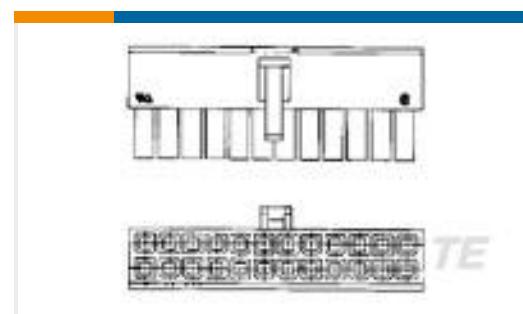


TE Part # 2825274-8
8P VAL-U-LOK HCS VRTHDR W/PGS GW

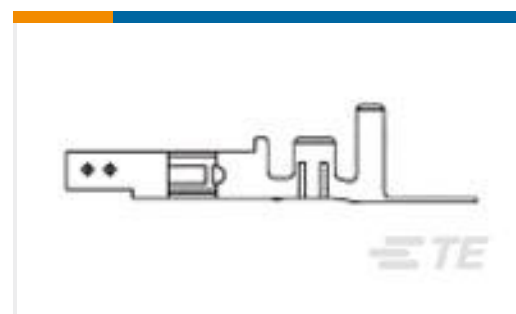
Customers Also Bought



TE Part #2-84953-1
1MM FPC HORZ.TOP CONT.ASSY 21P



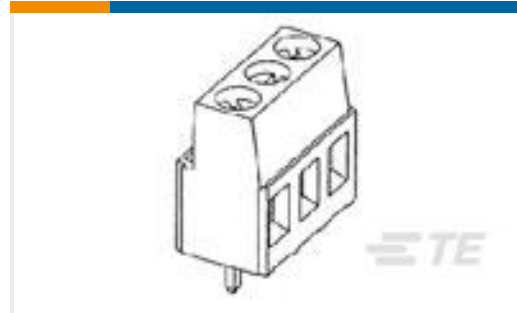
TE Part #794954-2
2P RCPT VAL-U-LOK V2




TE Part #1586315-1
VAL-U-LOK SKT BR SN 24-18 LP



TE Part #2-31425-2
TERMINAL,BUDG R 26-22 2



TE Part #796682-2
TERMI-BLOK PCB MOUNT 90 2P.



TE Part #2-2825274-4
24P VAL-U-LOK HCS VRTHDR W/PGS
GW



TE Part #2327670-1
RECEPT ASSY, RA, 140 POS, SLIVER
2.0



TE Part #440069-000
5026A1317-0



TE Part #2825274-6
6P VAL-U-LOK HCS VRTHDR W/PGS
GW



TE Part #38941-16L
CONT PIN

Documents

Product Drawings

[2P VAL-U-LOK HCS VRTHDR W/PGS GW](#)

English

CAD Files

[3D PDF](#)

3D

Customer View Model

[ENG_CVM_CVM_2825274-2_A.2d_dxf.zip](#)

English

Customer View Model

[ENG_CVM_CVM_2825274-2_A.3d_igs.zip](#)

English

Customer View Model

[ENG_CVM_CVM_2825274-2_A.3d_stp.zip](#)

English

By downloading the CAD file I accept and agree to the [Terms and Conditions](#) of use.

Product Specifications



Application Specification

English

Instruction Sheets

Instruction Sheet (U.S.)

English

Agency Approvals

UL Report

English