



AMPMODU | AMPMODU HE 13/HE 14

TE Internal #: 281838-5


Housing, Receptacle, Wire-to-Board, 5 Position, .1 in [2.54 mm]

Centerline, Insulation Displacement (IDC), 1 Row, Blue, AMPMODU

HE 13/HE 14

[View on TE.com >](#)

Connectors > PCB Connectors > Wire-to-Board Connectors > Wire-to-Board Connector Assemblies & Housings > HE13/HE14 Crimp Housings



Connector Product Type: **Housing**

Connector & Housing Type: **Receptacle**

Connector System: **Wire-to-Board**

Number of Positions: **5**

Centerline (Pitch): **2.54 mm [.1 in]**

[All HE13/HE14 Crimp Housings \(18\)](#)

Features

Product Type Features

Connector Product Type	Housing
Connector & Housing Type	Receptacle
Connector System	Wire-to-Board
Sealable	No
Connector & Contact Terminates To	Wire & Cable

Configuration Features

Number of Positions	5
Number of Rows	1

Body Features

Primary Product Color	Blue
-----------------------	------

Contact Features

Contact Layout	Inline
----------------	--------



Contact Type	Socket
Contact Base Material	Phosphor Bronze
Contact Current Rating (Max)	3 A

Termination Features

Termination Method to Wire & Cable	Insulation Displacement (IDC)
------------------------------------	-------------------------------

Mechanical Attachment

Strain Relief	Without
Panel Mount Feature	Without
PCB Mount Retention	Without
Mating Retention	With

Housing Features

Housing Entry Configuration	Both Ends Closed
Housing Material	PBT GF
Centerline (Pitch)	2.54 mm[.1 in]

Dimensions

Connector Length	12.7 mm[.5 in]
Connector Height	15 mm[.591 in]
Wire Size	.08 – .22 mm²
Row-to-Row Spacing	2.54 mm[.1 in]

Usage Conditions

Operating Temperature Range	-55 – 125 °C[-67 – 257 °F]
-----------------------------	----------------------------

Operation/Application

Circuit Application	Signal
---------------------	--------

Industry Standards

Glow Wire Rating	Standard Part - Not Glow Wire
UL Flammability Rating	UL 94V-0

Packaging Features

Packaging Quantity	500
Packaging Method	Box

Product Compliance

For compliance documentation, visit the product page on [TE.com](#)>



EU RoHS Directive 2011/65/EU	Compliant
EU ELV Directive 2000/53/EC	Compliant
China RoHS 2 Directive MIIT Order No 32, 2016	No Restricted Materials Above Threshold
EU REACH Regulation (EC) No. 1907/2006	Current ECHA Candidate List: JUNE 2023 (235) Candidate List Declared Against: JUNE 2023 (235) Does not contain REACH SVHC
Halogen Content	Not Low Halogen - contains Br or Cl > 900 ppm.
Solder Process Capability	Not applicable for solder process capability

Product Compliance Disclaimer

This information is provided based on reasonable inquiry of our suppliers and represents our current actual knowledge based on the information they provided. This information is subject to change. The part numbers that TE has identified as EU RoHS compliant have a maximum concentration of 0.1% by weight in homogenous materials for lead, hexavalent chromium, mercury, PBB, PBDE, DBP, BBP, DEHP, DIBP, and 0.01% for cadmium, or qualify for an exemption to these limits as defined in the Annexes of Directive 2011/65/EU (RoHS2). Finished electrical and electronic equipment products will be CE marked as required by Directive 2011/65/EU. Components may not be CE marked. Additionally, the part numbers that TE has identified as EU ELV compliant have a maximum concentration of 0.1% by weight in homogenous materials for lead, hexavalent chromium, and mercury, and 0.01% for cadmium, or qualify for an exemption to these limits as defined in the Annexes of Directive 2000/53/EC (ELV). Regarding the REACH Regulation, the information TE provides on SVHC in articles for this part number is based on the latest European Chemicals Agency (ECHA) 'Guidance on requirements for substances in articles' posted at this URL: <https://echa.europa.eu/guidance-documents/guidance-on-reach>

Compatible Parts



TE Part # CAT-AM74-H3401
HE13/HE14 TH Headers, SRST




TE Part # CAT-AM74-H3401A
HE13/HE14 TH Headers, SRRA




TE Part # CAT-AM74-H3401E
HE13/HE14 Contacts


Also in the Series | AMPMODU HE 13/HE 14




Insertion & Extraction Tools(1)



PCB Headers & Receptacles(83)



Wire-to-Board Connector Assemblies & Housings(131)



Wire-to-Board Connector Contacts(4)



Customers Also Bought

TE Part #3-1879073-0
THS10 68R 5%

TE Part #1-281838-0
HE13/HE14 Crimp Housings

TE Part #281695-3
HEADER HE14 STRAIGHT 3 P

TE Part #2273054-1
M12 Female pnl Mld Rear Mt PG9 pigtail A

TE Part #2273055-1
M12 Female pnl Mld Rear Mt PG9 pigtail A

TE Part #119983-E
IBRCMP RET 04 VE 208 BAG J 3
119980 IBRI

Documents

Product Drawings

HOUSING HE13 HE14 COSI 5 P

English

CAD Files

3D PDF

English

Customer View Model

ENG_CVM_281838-5_B.2d_dxf.zip

English

Customer View Model

ENG_CVM_281838-5_B.3d_igs.zip

English

Customer View Model

ENG_CVM_281838-5_B.3d_stp.zip

English

By downloading the CAD file I accept and agree to the [Terms and Conditions](#) of use.

Product Specifications

Product Specification

French

Product Environmental Compliance

MD_281838-5_041320151336_dmtec

English

MD_281838-5_041320151336_dmtec



English