

281838-3 ✓ ACTIVE

AMPMODU | AMPMODU HE 13/HE 14

TE Internal #: 281838-3

Housing, Receptacle, Wire-to-Board, 3 Position, .1 in [2.54 mm]


Centerline, Insulation Displacement (IDC), 1 Row, Blue, AMPMODU

HE 13/HE 14

[View on TE.com >](#)



Connectors > PCB Connectors > Wire-to-Board Connectors > Wire-to-Board Connector Assemblies & Housings > HE13/HE14 Crimp Housings



Connector Product Type: **Housing**

Connector & Housing Type: **Receptacle**

Connector System: **Wire-to-Board**

Number of Positions: **3**

Centerline (Pitch): **2.54 mm [.1 in]**

[All HE13/HE14 Crimp Housings \(18\)](#)

Features

Product Type Features

| | |
|-----------------------------------|---------------|
| Connector Product Type | Housing |
| Connector & Housing Type | Receptacle |
| Connector System | Wire-to-Board |
| Sealable | No |
| Connector & Contact Terminates To | Wire & Cable |

Configuration Features

| | |
|---------------------|---|
| Number of Positions | 3 |
| Number of Rows | 1 |

Body Features

| | |
|-----------------------|------|
| Primary Product Color | Blue |
|-----------------------|------|

Contact Features

| | |
|----------------|--------|
| Contact Layout | Inline |
|----------------|--------|



| | |
|--------------|--------|
| Contact Type | Socket |
|--------------|--------|

| | |
|-----------------------|-----------------|
| Contact Base Material | Phosphor Bronze |
|-----------------------|-----------------|

| | |
|------------------------------|-----|
| Contact Current Rating (Max) | 3 A |
|------------------------------|-----|

Termination Features

| | |
|------------------------------------|-------------------------------|
| Termination Method to Wire & Cable | Insulation Displacement (IDC) |
|------------------------------------|-------------------------------|

Mechanical Attachment

| | |
|---------------|---------|
| Strain Relief | Without |
|---------------|---------|

| | |
|---------------------|---------|
| Panel Mount Feature | Without |
|---------------------|---------|

| | |
|---------------------|---------|
| PCB Mount Retention | Without |
|---------------------|---------|

| | |
|------------------|------|
| Mating Retention | With |
|------------------|------|

Housing Features

| | |
|-----------------------------|------------------|
| Housing Entry Configuration | Both Ends Closed |
|-----------------------------|------------------|

| | |
|------------------|--------|
| Housing Material | PBT GF |
|------------------|--------|

| | |
|--------------------|----------------|
| Centerline (Pitch) | 2.54 mm[.1 in] |
|--------------------|----------------|

Dimensions

| | |
|------------------|----------------|
| Connector Length | 7.62 mm[.3 in] |
|------------------|----------------|

| | |
|------------------|----------------|
| Connector Height | 15 mm[.591 in] |
|------------------|----------------|

| | |
|-----------|---------------------------|
| Wire Size | .08 – .22 mm ² |
|-----------|---------------------------|

| | |
|--------------------|----------------|
| Row-to-Row Spacing | 2.54 mm[.1 in] |
|--------------------|----------------|

Usage Conditions

| | |
|-----------------------------|----------------------------|
| Operating Temperature Range | -55 – 125 °C[-67 – 257 °F] |
|-----------------------------|----------------------------|

Operation/Application

| | |
|---------------------|--------|
| Circuit Application | Signal |
|---------------------|--------|

Industry Standards

| | |
|------------------|-------------------------------|
| Glow Wire Rating | Standard Part - Not Glow Wire |
|------------------|-------------------------------|

| | |
|------------------------|----------|
| UL Flammability Rating | UL 94V-0 |
|------------------------|----------|

Packaging Features

| | |
|--------------------|-----|
| Packaging Quantity | 500 |
|--------------------|-----|

| | |
|------------------|-----|
| Packaging Method | Box |
|------------------|-----|

Product Compliance

[For compliance documentation, visit the product page on TE.com>](#)



| | |
|---|---|
| EU RoHS Directive 2011/65/EU | Compliant |
| EU ELV Directive 2000/53/EC | Compliant |
| China RoHS 2 Directive MIIT Order No 32, 2016 | No Restricted Materials Above Threshold |
| EU REACH Regulation (EC) No. 1907/2006 | Current ECHA Candidate List: JUNE 2023 (235) Candidate List Declared Against: JUNE 2023 (235) Does not contain REACH SVHC |
| Halogen Content | Not Low Halogen - contains Br or Cl > 900 ppm. |
| Solder Process Capability | Not applicable for solder process capability |

Product Compliance Disclaimer

This information is provided based on reasonable inquiry of our suppliers and represents our current actual knowledge based on the information they provided. This information is subject to change. The part numbers that TE has identified as EU RoHS compliant have a maximum concentration of 0.1% by weight in homogenous materials for lead, hexavalent chromium, mercury, PBB, PBDE, DBP, BBP, DEHP, DIBP, and 0.01% for cadmium, or qualify for an exemption to these limits as defined in the Annexes of Directive 2011/65/EU (RoHS2). Finished electrical and electronic equipment products will be CE marked as required by Directive 2011/65/EU. Components may not be CE marked. Additionally, the part numbers that TE has identified as EU ELV compliant have a maximum concentration of 0.1% by weight in homogenous materials for lead, hexavalent chromium, and mercury, and 0.01% for cadmium, or qualify for an exemption to these limits as defined in the Annexes of Directive 2000/53/EC (ELV). Regarding the REACH Regulation, the information TE provides on SVHC in articles for this part number is based on the latest European Chemicals Agency (ECHA) 'Guidance on requirements for substances in articles' posted at this URL: <https://echa.europa.eu/guidance-documents/guidance-on-reach>

Compatible Parts



TE Part # CAT-AM74-H3401
HE13/HE14 TH Headers, SRST




TE Part # CAT-AM74-H3401E
HE13/HE14 Contacts



TE Part # CAT-AM74-H3401A
HE13/HE14 TH Headers, SRRA


Also in the Series | AMPMODU HE 13/HE 14




Insertion & Extraction Tools(1)



PCB Headers & Receptacles(83)




Wire-to-Board Connector Assemblies & Housings(131)



Wire-to-Board Connector Contacts(4)


Customers Also Bought



TE Part #281695-3
HEADER HE14 STRAIGHT 3 P



TE Part #281838-6
HE13/HE14 Crimp Housings



TE Part #281739-4
HEADER HE14 STRAIGHT 2X4 P



TE Part #188744-1
CONTACT REC HE14 COSI TIN
PLATED



TE Part #2029000-1
02P UMNL HDR SHRT TAIL, NDH



TE Part #6-1676481-0
CPF 0603 1K8 0.1% 25PPM 1K RL



TE Part #6-1879417-3
CPF0603 536K 0.1% 25PPM 1K RL



TE Part #1-350777-8
02P UMNL V0 PLUG HSG GRAY

Documents

Product Drawings

[HOUSING HE13 HE14 COSI 3 P](#)

English

CAD Files

[3D PDF](#)

English

Customer View Model

[ENG_CVM_281838-3_B.2d_dxf.zip](#)

English

Customer View Model

[ENG_CVM_281838-3_B.3d_igs.zip](#)

English

Customer View Model

[ENG_CVM_281838-3_B.3d_stp.zip](#)

English

By downloading the CAD file I accept and agree to the [Terms and Conditions](#) of use.

Product Specifications

[Product Specification](#)

French

Product Environmental Compliance

[MD_281838-3_09172013811_dmtec](#)

English

[MD_281838-3_09172013811_dmtec](#)

281838-3

Housing, Receptacle, Wire-to-Board, 3 Position, .1 in [2.54 mm] Centerline, Insulation
Displacement (IDC), 1 Row, Blue, AMPMODU HE 13/HE 14



English