

281709-4 ✓ ACTIVE

AMPMODU | AMPMODU HE 13/HE 14

TE Internal #: 281709-4


Connector Assembly, Receptacle, Wire-to-Board, 4 Position, .1 in [2.54 mm] Centerline, Insulation Displacement (IDC), 1 Row, Blue, AMPMODU HE 13/HE 14

[View on TE.com >](#)



Connectors > PCB Connectors > Wire-to-Board Connectors > Wire-to-Board Connector Assemblies & Housings >

HE13/HE14 IDC Receptacle, SRRA, AWG24



Connector Product Type: **Connector Assembly**

Connector & Housing Type: **Receptacle**

Connector System: **Wire-to-Board**

Number of Positions: **4**

Centerline (Pitch): **2.54 mm [.1 in]**

[All HE13/HE14 IDC Receptacle, SRRA, AWG24 \(21\)](#)

Features

Product Type Features

Connector Product Type	Connector Assembly
Connector & Housing Type	Receptacle
Connector System	Wire-to-Board
Sealable	No
Connector & Contact Terminates To	Wire & Cable

Configuration Features

Number of Positions	4
Number of Rows	1

Electrical Characteristics

Insulation Resistance	5000 MΩ
-----------------------	---------

Body Features

Primary Product Color	Blue
-----------------------	------

Contact Features

Contact Layout	Inline
Contact Type	Socket
Contact Underplating Material	Nickel



Contact Base Material	Phosphor Bronze
Contact Current Rating (Max)	3 A

Termination Features

Termination Method to Wire & Cable	Insulation Displacement (IDC)
------------------------------------	-------------------------------

Mechanical Attachment

Strain Relief	Without
Panel Mount Feature	Without
PCB Mount Retention	Without
Mating Retention	With
Connector Mounting Type	Cable Mount (Free-Hanging)

Housing Features

Housing Entry Configuration	Both Ends Closed
Housing Material	PBT GF
Centerline (Pitch)	2.54 mm[.1 in]

Dimensions

Connector Length	10.96 mm[.431 in]
Connector Height	14.5 mm[.571 in]
Compatible Insulation Diameter Range	1.2 mm[.047 in]
Wire Size	.2 – .24 mm ²
Row-to-Row Spacing	2.54 mm[.1 in]

Usage Conditions

Operating Temperature Range	-55 – 125 °C[-67 – 257 °F]
-----------------------------	----------------------------

Operation/Application

Circuit Application	Signal
---------------------	--------

Industry Standards

Glow Wire Rating	Standard Part - Not Glow Wire
UL Flammability Rating	UL 94V-0

Packaging Features

Packaging Method	Tube
------------------	------

Product Compliance

[For compliance documentation, visit the product page on TE.com>](#)



EU RoHS Directive 2011/65/EU	Compliant
EU ELV Directive 2000/53/EC	Compliant
China RoHS 2 Directive MIIT Order No 32, 2016	No Restricted Materials Above Threshold
EU REACH Regulation (EC) No. 1907/2006	Current ECHA Candidate List: JUNE 2023 (235) Candidate List Declared Against: JUNE 2023 (235) Does not contain REACH SVHC
Halogen Content	Not Low Halogen - contains Br or Cl > 900 ppm.
Solder Process Capability	Not applicable for solder process capability

Product Compliance Disclaimer

This information is provided based on reasonable inquiry of our suppliers and represents our current actual knowledge based on the information they provided. This information is subject to change. The part numbers that TE has identified as EU RoHS compliant have a maximum concentration of 0.1% by weight in homogenous materials for lead, hexavalent chromium, mercury, PBB, PBDE, DBP, BBP, DEHP, DIBP, and 0.01% for cadmium, or qualify for an exemption to these limits as defined in the Annexes of Directive 2011/65/EU (RoHS2). Finished electrical and electronic equipment products will be CE marked as required by Directive 2011/65/EU. Components may not be CE marked. Additionally, the part numbers that TE has identified as EU ELV compliant have a maximum concentration of 0.1% by weight in homogenous materials for lead, hexavalent chromium, and mercury, and 0.01% for cadmium, or qualify for an exemption to these limits as defined in the Annexes of Directive 2000/53/EC (ELV). Regarding the REACH Regulation, the information TE provides on SVHC in articles for this part number is based on the latest European Chemicals Agency (ECHA) 'Guidance on requirements for substances in articles' posted at this URL: <https://echa.europa.eu/guidance-documents/guidance-on-reach>

Compatible Parts



TE Part # 281696-4
HEADER HE13 STRAIGHT 4 P



TE Part # 281699-4
HEADER HE13 RA 4 P



TE Part # 734040-1
HE-14 HEAD

Also in the Series | AMPMODU HE 13/HE 14



Insertion & Extraction Tools(1)



PCB Headers & Receptacles(83)



Wire-to-Board Connector Assemblies & Housings(131)



Wire-to-Board Connector Contacts(4)

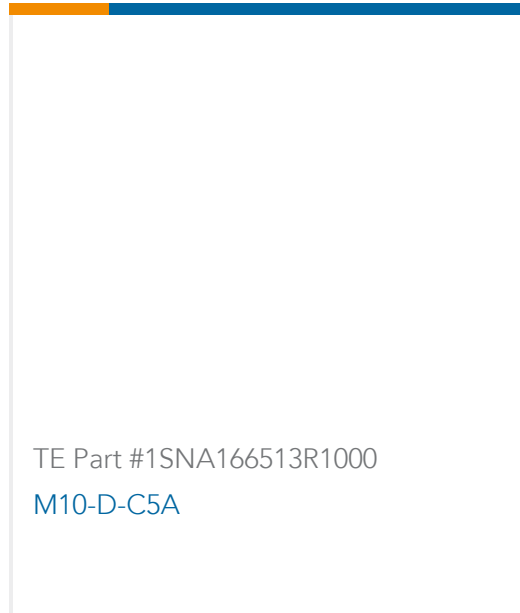
Customers Also Bought



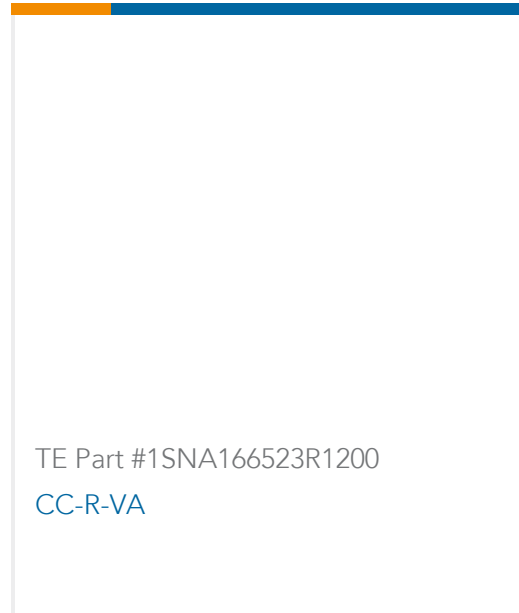
TE Part #173645-2
070 MLC TAB CON 20-16



TE Part #3-1744163-4
04P MTA100 HDR ASSY SM 30AU LF



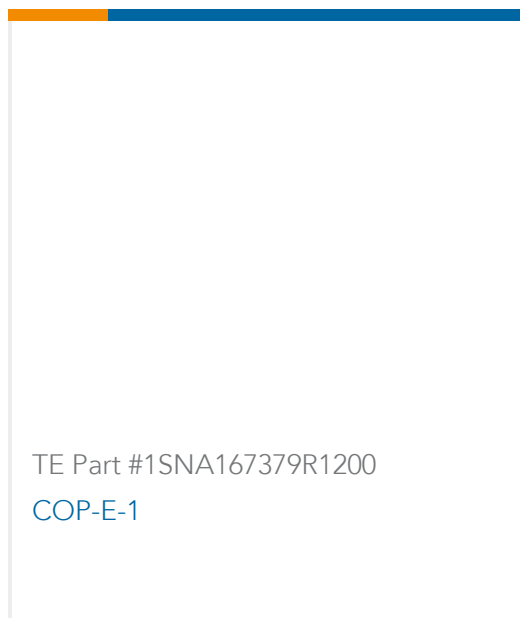
TE Part #1SNA166513R1000
M10-D-C5A



TE Part #1SNA166523R1200
CC-R-VA




TE Part #1SNA167378R1100
COP-FI-1



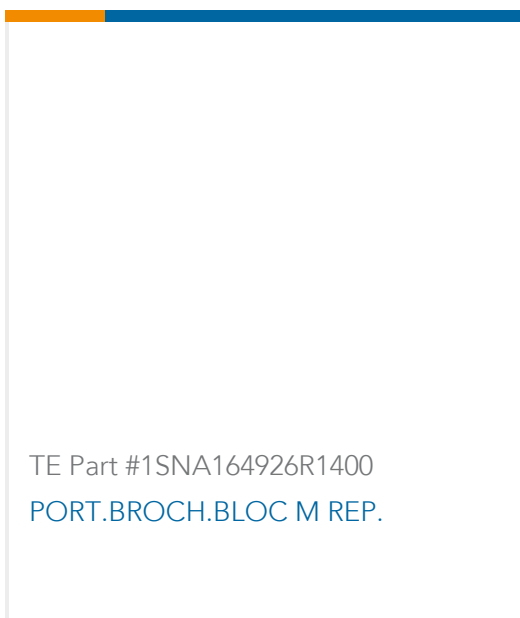
TE Part #1SNA167379R1200
COP-E-1



TE Part #1SNA167971R2400
DLVR



TE Part #1SNA183436R0500
CVABM



TE Part #1SNA164926R1400
PORT.BROCH.BLOC M REP.



TE Part #1SNA167143T2610
PORT.BROCH.2X4 ENT VERT

Documents

Product Drawings

[PLUG HE13 IDC 90 4 P AWG 24](#)

English

CAD Files

[3D PDF](#)

English

Customer View Model

[ENG_CVM_281709-4_E.3d_igs.zip](#)



English

Customer View Model

[ENG_CVM_281709-4_E.3d_stp.zip](#)

English

Customer View Model

[ENG_CVM_281709-4_E.2d_dxf.zip](#)

English

By downloading the CAD file I accept and agree to the [Terms and Conditions](#) of use.

Product Specifications

[Product Specification](#)

French