



Connectors > PCB Connectors > PCB Headers & Receptacles



PCB Connector Assembly Type: **PCB Mount Header**

PCB Mount Orientation: **Vertical**

Connector System: **Board-to-Board**

Number of Positions: **4**

Number of Rows: **1**

Features

Product Type Features

PCB Connector Assembly Type	PCB Mount Header
Connector System	Board-to-Board
Header Type	Partially Shrouded
Sealable	No
Connector & Contact Terminates To	Printed Circuit Board

Configuration Features

Connector Contact Load Condition	Fully Loaded
PCB Mount Orientation	Vertical
Number of Positions	4
Number of Rows	1

Electrical Characteristics

Dielectric Withstanding Voltage (Max)	750 V
---------------------------------------	-------

Body Features

Connector Profile	Standard
-------------------	----------



Primary Product Color	Black
-----------------------	-------

Contact Features

PCB Contact Termination Area Plating Material Thickness	2.5 μm
---	-------------------

Contact Shape & Form	Round
----------------------	-------

Contact Mating Area Plating Material Finish	Bright
---	--------

PCB Contact Termination Area Plating Material	Tin
---	-----

Contact Base Material	Brass
-----------------------	-------

Contact Mating Area Plating Material	Gold
--------------------------------------	------

Contact Mating Area Plating Material Thickness	.381 μm [15 μin]
--	---

Contact Type	Pin
--------------	-----

Termination Features

Termination Post & Tail Length	3.5 mm[.138 in]
--------------------------------	-----------------

Termination Method to Printed Circuit Board	Through Hole - Solder
---	-----------------------

Mechanical Attachment

Mating Retention	With
------------------	------

Panel Mount Feature	Without
---------------------	---------

Mating Alignment	With
------------------	------

Mating Alignment Type	Polarization
-----------------------	--------------

PCB Mount Retention	Without
---------------------	---------

PCB Mount Alignment	Without
---------------------	---------

Connector Mounting Type	Board Mount
-------------------------	-------------

Housing Features

Centerline (Pitch)	2.54 mm[.1 in]
--------------------	----------------

Housing Material	Thermoplastic
------------------	---------------

Dimensions

Row-to-Row Spacing	2.54 mm[.1 in]
--------------------	----------------

Usage Conditions

Housing Temperature Rating	Standard
----------------------------	----------

Operating Temperature Range	-65 – 105 $^{\circ}\text{C}$ [-85 – 221 $^{\circ}\text{F}$]
-----------------------------	--

Operation/Application

Circuit Application	Power & Signal
---------------------	----------------

Packaging Features

Packaging Quantity	1000
Packaging Type	Box, Carton

Product Compliance

[For compliance documentation, visit the product page on TE.com>](#)

EU RoHS Directive 2011/65/EU	Compliant
EU ELV Directive 2000/53/EC	Compliant
China RoHS 2 Directive MIIT Order No 32, 2016	No Restricted Materials Above Threshold
EU REACH Regulation (EC) No. 1907/2006	Current ECHA Candidate List: JUNE 2023 (235) Candidate List Declared Against: JUNE 2023 (235) Does not contain REACH SVHC
Halogen Content	Not Low Halogen - contains Br or Cl > 900 ppm.
Solder Process Capability	Wave solder capable to 265°C

Product Compliance Disclaimer

This information is provided based on reasonable inquiry of our suppliers and represents our current actual knowledge based on the information they provided. This information is subject to change. The part numbers that TE has identified as EU RoHS compliant have a maximum concentration of 0.1% by weight in homogenous materials for lead, hexavalent chromium, mercury, PBB, PBDE, DBP, BBP, DEHP, DIBP, and 0.01% for cadmium, or qualify for an exemption to these limits as defined in the Annexes of Directive 2011/65/EU (RoHS2). Finished electrical and electronic equipment products will be CE marked as required by Directive 2011/65/EU. Components may not be CE marked. Additionally, the part numbers that TE has identified as EU ELV compliant have a maximum concentration of 0.1% by weight in homogenous materials for lead, hexavalent chromium, and mercury, and 0.01% for cadmium, or qualify for an exemption to these limits as defined in the Annexes of Directive 2000/53/EC (ELV). Regarding the REACH Regulation, the information TE provides on SVHC in articles for this part number is based on the latest European Chemicals Agency (ECHA) 'Guidance on requirements for substances in articles' posted at this URL: <https://echa.europa.eu/guidance-documents/guidance-on-reach>

Compatible Parts



Also in the Series | [AMPMODU Headers](#)



PCB Connector Mounting(1)



PCB Connector Shrouds(1)



PCB Headers & Receptacles(4872)



PCB Latches, Locks & Retainers(1)



Wire-to-Board Connector Assemblies & Housings(5)




Wire-to-Board Connector Contacts(65)

Customers Also Bought



TE Part #5745131-1
HD-20 RCPT 9P RA 318



TE Part #2-1761713-3
IDC LOW PRO HDR 10P VERT SHT L



TE Part #280390-2
2X8P MODU II SHRD HDR,RT ANG, 0.38AU



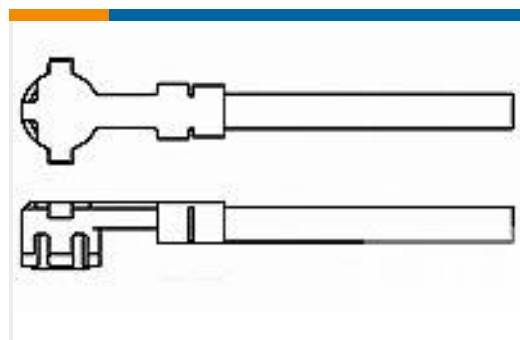
TE Part #8-2176093-7
RP 2A 0.25W 82K5 0.1% 25PPM 1K RL



TE Part #4-2176345-8
CRGCQ 1210 82K 1%



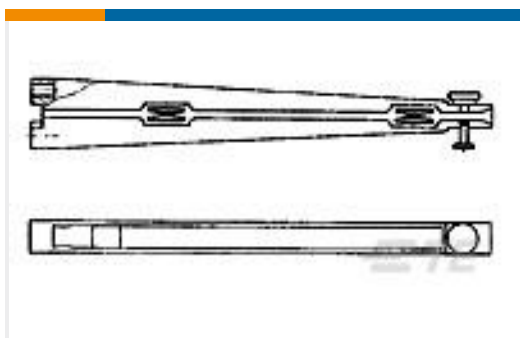
TE Part #1625889-3
2W SM M/OX 2% R47



TE Part #1064535-1
9960 2100 24, SSMT, RT. ANGLE



TE Part #1617108-4
HCD-26B = .100 Grid w/Diode Co



TE Part #4-1437353-9
OEC G6032VR CARD GUIDE
LOCKING 120 MM

Documents



Product Drawings

[4P AMPMODU II SHRD HDR, ST, 0.38AU](#)

English

CAD Files

[3D PDF](#)

3D

Customer View Model

[ENG_CVM_CVM_280371-2_U_c-280371-2-u.2d_dxf.zip](#)

English

Customer View Model

[ENG_CVM_CVM_280371-2_U_c-280371-2-u.3d_igs.zip](#)

English

Customer View Model

[ENG_CVM_CVM_280371-2_U_c-280371-2-u.3d_stp.zip](#)

English

By downloading the CAD file I accept and agree to the [Terms and Conditions](#) of use.

Product Specifications

[Test Specification](#)

English

Product Environmental Compliance

[MD_280371-2_05032018224_dmtec](#)

English

[MD_280371-2_05032018224_dmtec](#)

English